

School of  
**Global Studies**  
and Partnerships

# Annual Report on Study Abroad and Travel Programs at Oklahoma State University 2016-2017



Study Abroad / NSE Office

#### **A Note on the National Student Exchange and Domestic Programs**

In 1996 OSU made the decision that culturally immersive programs outside of Oklahoma but within the USA were also meaningful to our students and should be included in our study abroad efforts. The National Student Exchange (NSE) program was moved into the Study Abroad Office at that time. This is why you will find not only NSE programs but domestic immersion programs within this report. Domestic programs are included as a part of our larger goal to increase the numbers of students participating in programs outside of Oklahoma as part of their experiential learning at OSU.

# Table of Contents

Executive Summary	4
2016-2017 Statistical Report Summary – Outbound Programs	6
Ten Year Institution-wide Trends	7
OSU Students Studying Abroad by Program Type	8
OSU’s Destinations by Region	9
OSU Students Studying Abroad by Country	10
Cost Overview – Outbound Programs	12
Outbound Student Profile	15
International Strategic Plan Goal Update	16
College-Based Academic Programs	21
College of Arts and Sciences (CAS)	22
College of Agricultural Sciences and Natural Resources (CASNR)	24
College of Engineering, Architecture and Technology (CEAT)	26
College of Education, Health and Aviation (EHA)	28
College of Human Sciences (HS)	30
Spears School of Business (SSB)	32
School of Global Studies and Partnerships (SGSP)	34
Center for Health Sciences – Tulsa (CHS)	34
College-Based Academic Programs Summary	36
Inbound Programs	37
Chinese Inbound Programs	39
International Partnerships Inbound Programs	40
Study Abroad Scholarships	43
Mission and Vision	44
Study Abroad Staff and Coordinators Committee Members	45

## Executive Summary

Similar to many peer institutions in 2016-2017, Oklahoma State University experienced a climate of geopolitical and economic uncertainty, as well as several well-documented security incidents abroad and in the United States, that affected student participation in global academic travel. OSU still had several notable achievements in this environment and student mobility remains a strong initiative for the University. Our goal with this report is to celebrate our campus successes and explore the continued challenges we face as an institution as we work to increase participation in a variety of meaningful academic experiences nationally and abroad.



Overall outbound student participation at OSU was down 7% in 2016-2017. However, we experienced an 18% increase in academic/calendar year program participation and several college-based, short-term travel courses saw their student participation increase as well. The decision to start the spring 2017 semester a week later had a significant effect on winter intersession course participation. As more colleges took advantage of the additional week to offer more course options, OSU experienced a 90% increase in participation with 116 students enrolling in a winter intersession travel course.

Inbound study abroad participation was down 28% in 2016-2017, with notable reductions in the number of international students participating in long-term student exchange. Several students cancelled planned exchanges to the United States during the 2016 national election. The unfavorable peso to dollar exchange rate reduced the historically strong number of Mexican students traveling to Oklahoma for study abroad as well. We expect these trends to continue for the coming year.

Oklahoma State set a goal in 2015 for 50% participation in study abroad by those graduating with an undergraduate degree from the University. With the implementation of the Terra Dotta program management software in 2015, we are nearing the point where longitudinal data will be available to precisely articulate our status in reaching this goal. Based on the student participation in recent years, we estimate 23% of the students receiving an undergraduate degree from OSU in 2016-2017 participated in a study abroad program.

With the restructuring of the Division of International Studies and Outreach into the School of Global Studies and Partnerships, continuing scholarship support across campus and increased interest for collaborative international programming, we look forward to 2017-2018 with anticipation for continued success.

## Strategies

- Increase participation in diverse educational opportunities across the USA and around the world
- Develop academically sound and cost effective programs that accommodate a wide range of disciplines and encourage language acquisition
- Provide support for students preparing to study away from OSU, and for those returning to campus, to encourage active contributions to the international awareness and programming on campus
- Encourage and facilitate the integration of incoming exchange students into OSU campus life
- Promote an atmosphere on campus and in the community that emphasizes high quality, sustained international engagement with scholars, professionals, and students

### STUDY ABROAD and ACADEMIC TRAVEL

#### FAST FACTS 2016-2017

- ❖ Following a national trend within our current global, political and economic climate, OSU experienced a slight decrease in student participation in study away programs of 7% institution-wide and 2% for longer-term programs
- ❖ The average GPA for participants across all programs was **3.44**
- ❖ Approximately **23%** of those receiving an undergraduate degree from OSU in 2016-2017 participated in a study away program
- ❖ Study abroad scholarships to **786** students exceeded **\$920,000** a 5% decrease in funds awarded compared to 2015-2016
- ❖ The Spears School of Business continued to have the most participants on outbound programs with **435** students. Efforts in the College of Human Sciences and the Center for Health Sciences led to a **50%** increase in participation on short-term travel courses in those colleges compared to 2015-2016.

### CRITICAL SUCCESS FACTORS AND PROTOCOLS

- Institutional Adherence to FORUM on Education Abroad Standards of Good Practice and Code of Ethics
- Coordination and collaboration across campus and the State of Oklahoma to promote strong study abroad initiatives and international education activities
- Continued innovation in advising services for outbound and inbound students as well as the campus community at large

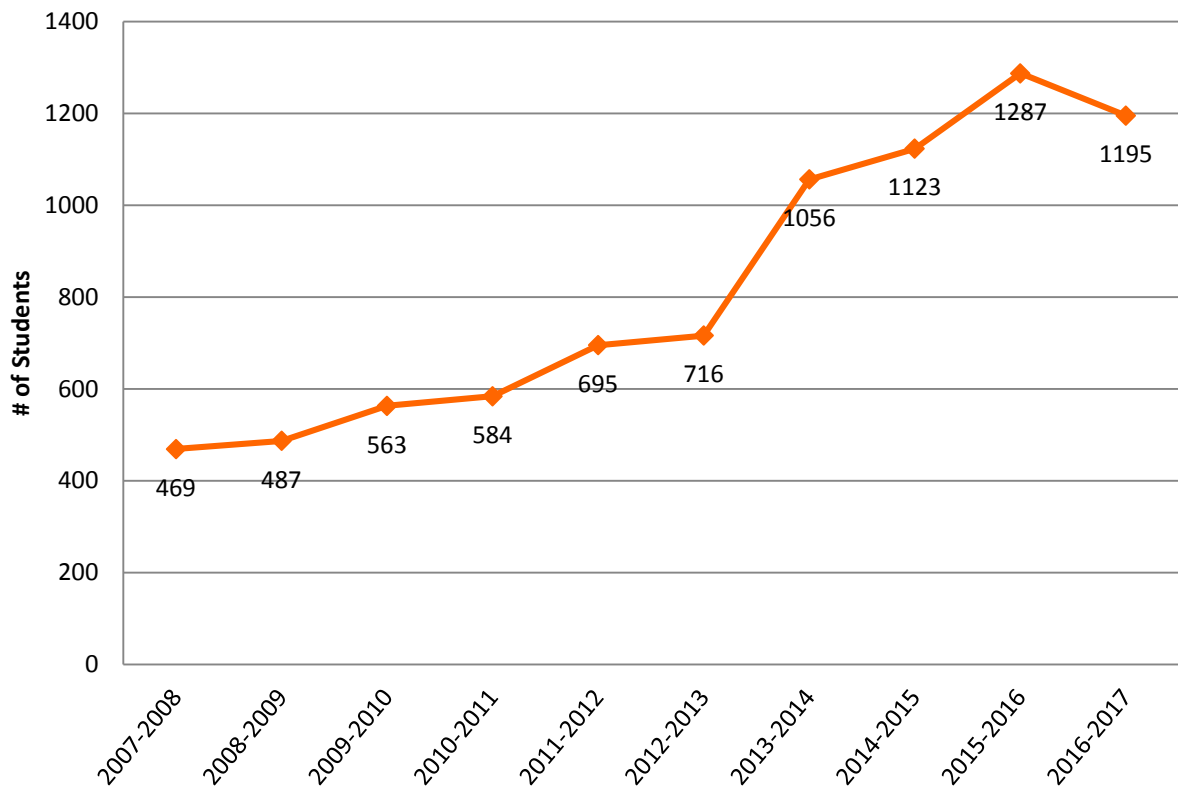
# 2016-2017 Statistical Report Summary – Outbound Programs

Independent Exchange and Study Abroad								
Program Length	Top Destinations	Number of Programs 2016-2017	Number of Programs 2015-2016	Number of Countries 2016-2017	Number of Countries 2015-2016	Number of Participants 2016-2017	Number of Participants 2015-2016	Participants % Change 2016-2017
Academic Year/Calendar Year	China, Taiwan, United Kingdom, Japan	14	11	11	9	26	22	18%
Semester (Fall/Spring)	United Kingdom, United States, France, Australia	60	65	35	38	132	147	-10%
Winter Intercession	-	-	-	-	-	-	-	-
Spring Break	-	-	-	-	-	-	-	-
Summer	United Kingdom, China, Ireland, Costa Rica	29	27	23	22	64	57	12%
Other	-	-	-	-	-	-	-	-
SUB TOTAL						222	226	-2%
College-Based Academic Programs								
Academic Year/Calendar Year	-	-	-	-	-	-	-	-
Semester (Fall/Spring)	-	-	-	-	-	-	-	-
Winter Intercession	Peru, Costa Rica, United States, Mexico	7	5	6	5	116	61	90%
Spring Break	Italy, Spain, United States, United Kingdom, Costa Rica	13	17	11	13	214	313	-32%
Summer	United States, Czech Republic, United Kingdom, Spain, China	32	43	17	21	577	641	-10%
Other	Uganda, United States	4	4	2	4	66	46	43%
SUB TOTAL						973	1061	-8%
GRAND TOTAL						1195	1287	-7%



## Ten Year Institution-Wide Trends

Total Number of OSU Students Studying Away by Year



## OSU Students Away by Program Type

Year	Affiliated / Approved	National Student Exchange	Reciprocal Exchange	College-Based Academic Programs*	TOTAL
2006-2007	44	13	40	379	476
2007-2008	79	11	38	341	469
2008-2009	74	8	58	347	487
2009-2010	51	8	61	443	563
2010-2011	45	8	66	465	584
2011-2012	59	2	70	564	695
2012-2013	43	5	51	617	716
2013-2014	68	6	64	918	1056
2014-2015	60	3	91	969	1123
2015-2016	86	14	95	1092	1287
2016-2017	84	13	84	1014	1195

*\*Note: includes international and domestic programs.*

### **Program Definitions:**

**AFFILIATED/APPROVED PROGRAMS:** The Affiliated/Approved designation for a long-term Study Abroad Program indicates that the university has either signed an affiliation agreement with an intermediary organization or has approved the program for transfer credit at OSU. It includes many different models, including direct enrollment at a university abroad or study facilitated by a study abroad organization or another US university.

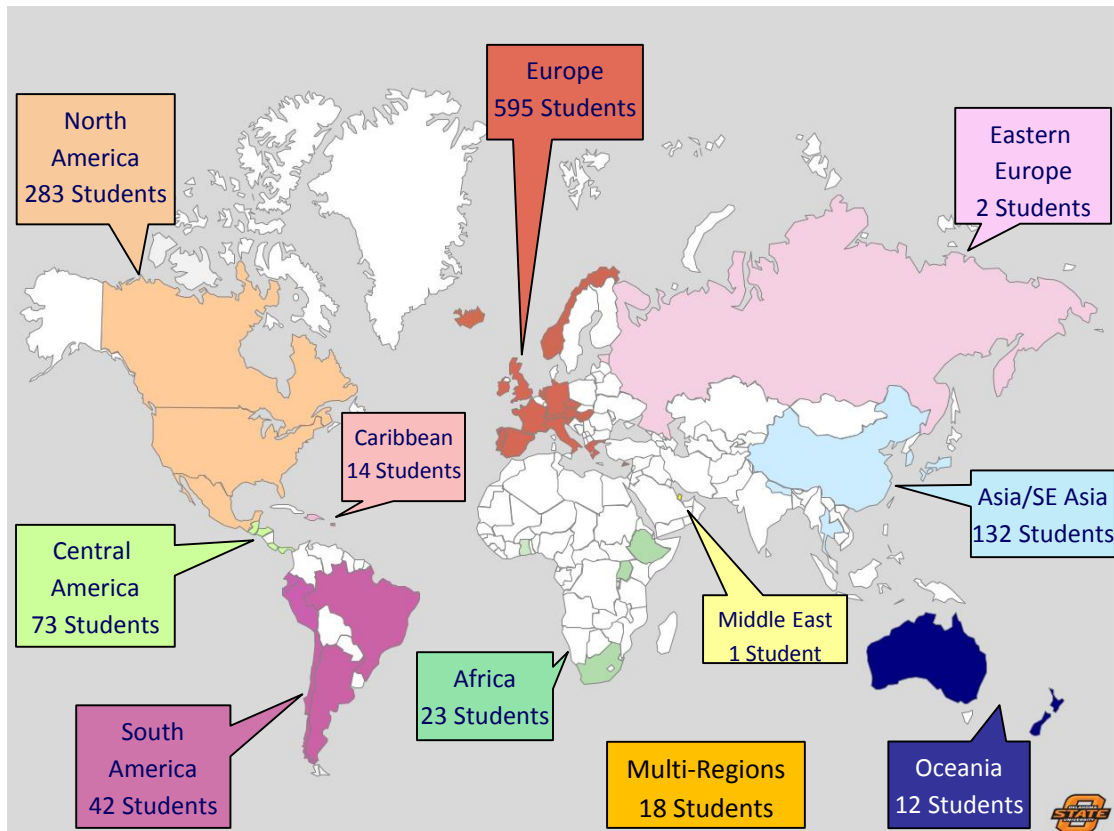
**NATIONAL STUDENT EXCHANGE:** The National Student Exchange is a domestic reciprocal exchange that involves over 200 universities and colleges in the U.S. and its territories, as well as several Canadian institutions. Students receive either OSU resident credit or transfer credit depending on the category in which they enroll at the host institution.

**RECIPROCAL EXCHANGE:** Reciprocal exchange involves the exchange of students in which tuition and fees are paid at the home university for study at the host university. Reciprocal exchanges usually involve a semester or an academic year. OSU students are enrolled at OSU while studying away and receive OSU resident credit for the work successfully completed abroad.

**COLLEGE-BASED ACADEMIC PROGRAMS:** Academic college courses are generally of short duration, two to four weeks, but can be longer. They are typically offered during winter or spring breaks and during the summer session. These courses are coordinated within each academic college at OSU and normally led by OSU faculty.



## OSU's Destinations by Region



40% of study abroad participants decided to pursue academic study, internships, research projects or volunteering opportunities in one of these five locations.



**United Kingdom**  
140 participants



**Spain**  
99 participants



**Italy**  
94 participants



**Czech Republic**  
79 participants



**China**  
60 participants

# OSU Students Studying Away by Country

Independent Exchange and Study Abroad						
Host Country	Academic Year/ Calendar Year	Fall 2016	Spring 2017	Summer 2017	Other*	Grand Total
Argentina		1				1
Australia		3	6	2		11
Austria	1		2	1		4
Belgium			1			1
Brazil	1					1
Canada				1		1
Chile	1	2	3			6
China	10	2	4	6		22
Costa Rica		2	2	5		9
Cyprus				2		2
Czech Republic				1		1
Denmark		1	2			3
Dominican Republic				1		1
Ecuador				1		1
Estonia			1			1
Ethiopia				1		1
Finland			1	1		2
France	1	3	10	4		18
Germany	1		1			2
Ghana			1			1
Greece				1		1
Hungary		1	2			3
Iceland		1				1
Ireland			2	5		7
Italy			2	4		6
Japan	2	1	1			4
Malta	1					1
Mexico		3	1	2		6
Multi-country		1	2			3
Multi-country Europe		2		4		6
Nepal				2		2
Netherlands			1			1
New Zealand			1			1
Norway		1		1		2
Peru		1				1
Qatar		1				1
Russia				1		1
Slovenia		1	1			2
South Korea	2		4			6
Spain		3	5	4		12
Switzerland			1			1
Taiwan	3					3
Thailand		3				3
Timor-Leste		1				1
Uganda		1		2		3
United Kingdom	3	3	24	12		42
United States		5	8			13
<b>Grand Total</b>	<b>26</b>	<b>43</b>	<b>89</b>	<b>64</b>	<b>-</b>	<b>222</b>

\*Note: "Other" denotes duration of 1-4 weeks outside OSU standard academic terms.

## OSU Students Studying Away by Country

College-Based Academic Programs							
Host Country	Fall 2016	Winter Intersession 2016	Spring 2017	Spring Break 2017	Summer 2017	Other*	Grand Total
Belize				7			7
China					38		38
Costa Rica		24		17			41
Czech Republic					78		78
Ecuador				1			1
France				11			11
Germany					10		10
Greece					28		28
Guatemala					8		8
Ireland					13		13
Italy				62	26		88
Japan					12		12
Mexico		22		8			30
Multi-country				11	4		15
Multi-country Asia					31		31
Multi-country Europe					64		64
Nicaragua		8					8
Peru		30			1		31
Puerto Rico				13			13
South Africa					5		5
Spain				29	58		87
Thailand		10					10
Uganda						13	13
United Kingdom				26	72		98
United States		22		29	129	53	233
<b>Grand Total</b>	<b>-</b>	<b>116</b>	<b>-</b>	<b>214</b>	<b>577</b>	<b>66</b>	<b>973</b>

\*Note: "Other" denotes duration of 1-4 weeks outside OSU standard academic terms.

### Summary

Independent Exchange and Study Abroad	222
College-Based Academic Programs	973
<b>TOTAL</b>	<b>1195</b>

## Cost Overview – Outbound Programs

Outbound Program Cost is a perceived obstacle to studying abroad. The summary below gives an idea of the broad spread of options that are available to students from a cost standpoint. Note: the costs listed are based on estimated figures articulated by the respective programs. There may be significant differences in airfare and other programs costs affecting each unique program's overall cost.

Note: The '1-Week Estimated Cost' was obtained by dividing the Full Term Estimated Cost by the program length in weeks. This provides a snapshot comparison view of the cost of one week studying abroad.

College-Based Academic Programs			
	Full Term Est. Cost	1-Week Est. Cost	Details
Average Program Cost	3,513.00	-	-
Least Expensive Program	1,350.00	1,350.00	1-week program to Mexico
Most Expensive Program	11,330.00	2,832.50	4-week program to Italy

Reciprocal Exchange			
	Full Term Est. Cost	1-Week Est. Cost	Details
Semester Long (Fall/Spring)			
Average Program Cost	10,648.00	-	-
Least Expensive Program	7,215.00	450.94	Semester long program to Hungary
Most Expensive Program	14,975.00	935.94	Semester long program to Australia
Academic Year			
Average Program Cost	21,021.00	-	-
Least Expensive Program	14,785.00	462.03	Year long program to China
Most Expensive Program	23,285.00	727.66	Year long program to Japan

*\*Semester Long=16 weeks; Year Long = 32 weeks*

## Cost Overview – Outbound Programs

Affiliated / Approved			
	Full Term Est. Cost	1-Week Est. Cost	Details
Summer/Winter Break/Spring Break			
Average Program Cost	7,000.00	-	—
Least Expensive Program	3,695.00	923.75	4-week program to Argentina
Most Expensive Program	12,995.00	1,624.38	8-week program to Greece
Semester Long (Fall/Spring)			
Average Program Cost	16,715.00	-	-
Least Expensive Program	11,595.00	724.69	Semester long program to Costa Rica
Most Expensive Program	27,555.00	1,722.19	Semester-at-Sea (multiple destinations)
Academic Year			
Average Program Cost	29,215.00	-	-
Least Expensive Program	23,950.00	748.44	Year long program to Spain
Most Expensive Program	34,200.00	1,068.75	Year long program to Ireland

*\*Semester Long=16 weeks; Year Long = 32 weeks*









# Outbound Student Profile

## International Strategic Plan Goal Update

**OSU International Strategic Plan Goal:** In 2015, OSU set a goal for **50%** of all students who graduate from OSU with an undergraduate degree to participate in an academic travel program during their time at OSU.

- ❖ Approximately **23%** of the 4525 students receiving an undergraduate degree in 2016-2017 from OSU participated in a study away program

Below is a summary, by academic college, of undergraduate participation:

College of Enrollment	Number of Undergraduates Studying Abroad on All Academic Programs 2015-2016	Number of Undergraduates Studying Abroad on All Academic Programs 2016-2017	% Change 2016-2017
CAS	267	221	-17%
CASNR	140	118	-16%
CEAT	136	153	13%
EHA	59	34	-42%
HS	93	121	30%
SSB	450	409	-9%
<b>TOTAL</b>	<b>1145</b>	<b>1056</b>	<b>-8%</b>

## Outbound Programs – Student Citizenship



Country of Citizenship	Number of Students
United States	1137
China	39
South Korea	5
Saudi Arabia	2
Nigeria	2
Sri Lanka	1
Peru	1
Netherlands	1
Mexico	1
Malaysia	1
Ghana	1
India	1
Unknown/Decline to Identify	3
<b>TOTAL</b>	<b>1195</b>

## Ethnicity

Ethnicity	Number of Students	Percentage
Asian	70	5.86%
Black/African American	28	2.34%
Hispanic/Latino	83	6.95%
Multiracial	102	8.54%
Native American	48	4.02%
White	854	71.46%
Other/Decline to Identify	10	0.84%
<b>TOTAL</b>	<b>1195</b>	

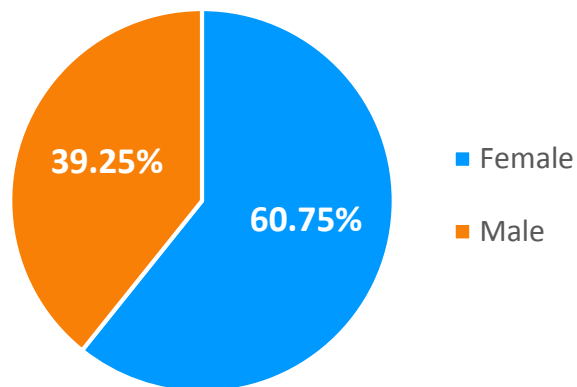
## Mean GPA

Program Type	Number of Students	Average GPA
Short Term (Faculty Led Courses)	957	3.42
Long Term (Independent Exchange/Study Abroad)	222	3.50
Unknown	16	-
<b>TOTAL</b>	<b>1195</b>	<b>3.44</b>

## Gender (Self-Reported)

Gender	Total
Female	726
Male	469
<b>TOTAL</b>	<b>1195</b>

## Gender Distribution of Study Abroad Students



Note: Increasing men's participation in study abroad is a focus of national attention. OSU performs slightly better on male participation rates than the national average of 33%.







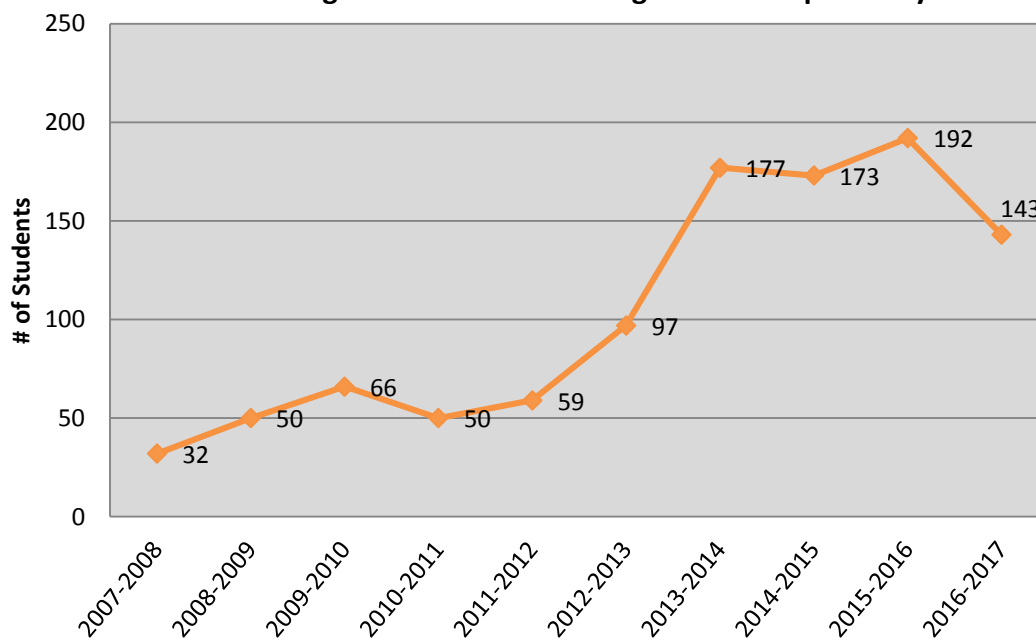
# College-Based Academic Programs

## College of Arts and Sciences

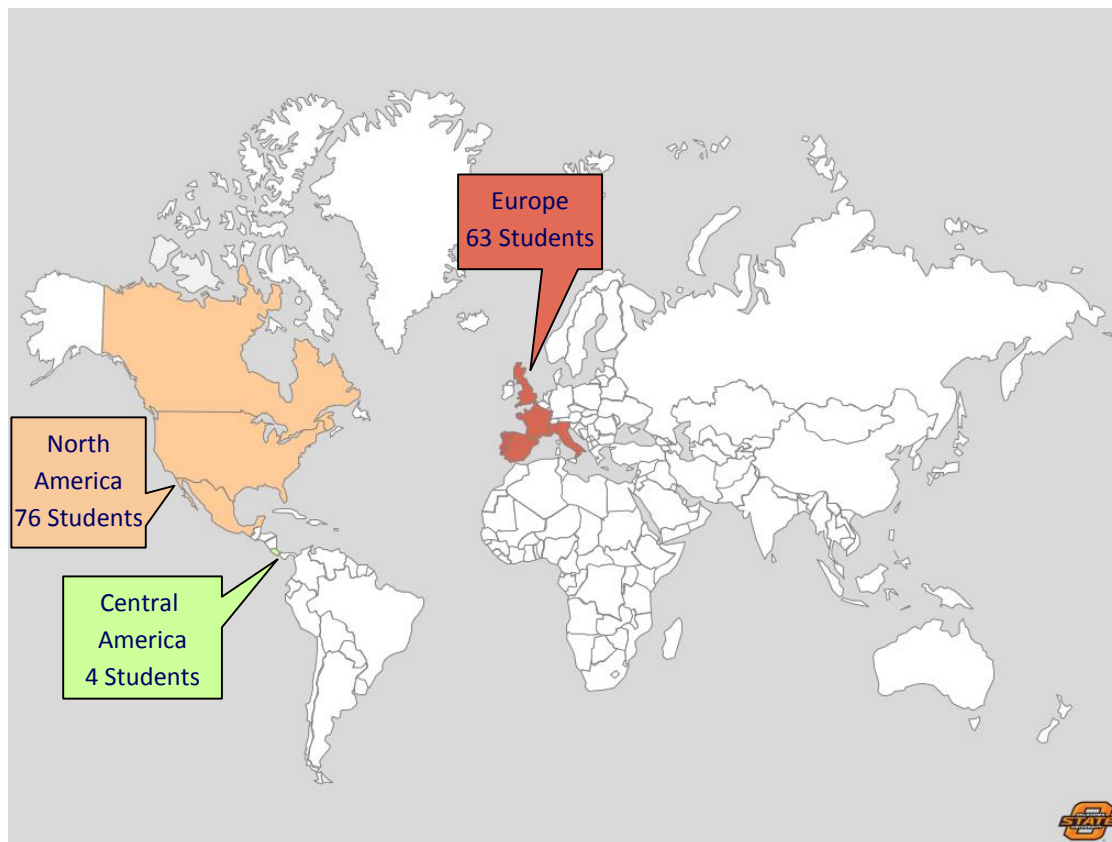
Program title	Destination	# of Participants receiving OSU credit
CAS Cowboys in Cambridge	United Kingdom	16
CAS Cultural Aspects of Deaf in Europe	France	11
CAS Explorations in the History of Psychology	Italy	12
CAS Geography of the World or Latin America's International Roots	Spain, Portugal	10
CAS Government/Politics of Western Europe	Italy	14
CAS Speech, Language and Culture - CDIS	Costa Rica	4
<b>Subtotal – International Programs</b>		<b>67</b>
ANTH 3990 – Fieldwork in Anthropology	Oklahoma	5
GEOL 4030 – Native Explorers Field Techniques in Vertebrate Paleontology	Arizona, Nevada, New Mexico, Oklahoma, Texas	8
GEOL 3546 - Field Geology	Colorado	63
<b>Subtotal – Domestic Programs</b>		<b>76</b>
<b>TOTAL</b>		<b>143</b>

*Not-for-Credit Trip: 39 Music Department students travelled to Italy (Summer '17).*

**CAS College-Based Academic Programs Participation by Year**



## CAS Programs: Student Participation by Region



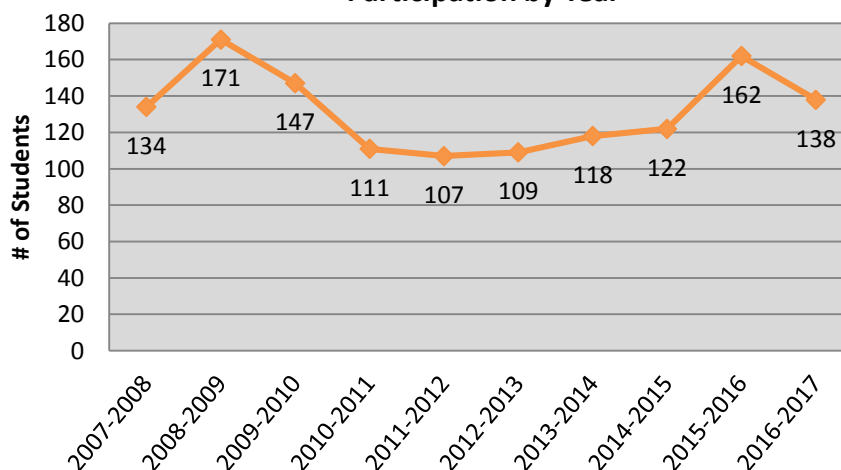
*This map represents the 143 students on programs run by CAS.*



## College of Agricultural Sciences and Natural Resources

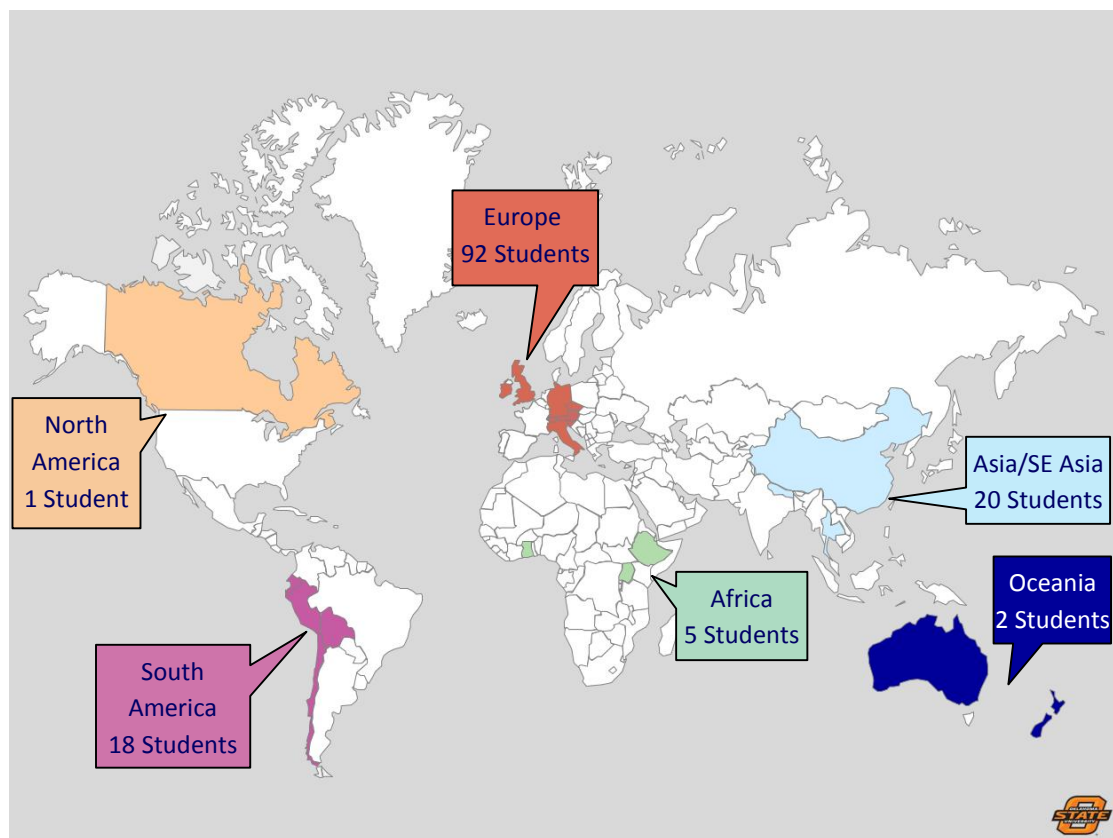
Program title	Destination	# of Participants receiving OSU credit
CASNR Central Europe/Czech Republic	Czech Republic	35
CASNR China - Agricultural Economics	China	9
CASNR Galapagos Islands	Ecuador	12
CASNR Independent Internship in Agriculture	Austria, Germany, Italy, Nepal, Slovenia, Switzerland, United Kingdom	4
CASNR International Internships with Kaya Responsible Travel	Nepal	1
CASNR International Experience in Landscape Architecture - China	China	5
CASNR McKnight Scholars Program	Czech Republic	39
CASNR OALE	Ireland	13
CASNR Peru	Peru, Bolivia	5
CASNR MIAP International Internship	Australia, Canada, Chile, China, Ethiopia, Ghana, Ireland, Nepal, New Zealand, Thailand, Timor-Leste and Uganda	15
<b>TOTAL</b>		<b>138</b>

**CASNR College-Based Academic Programs  
Participation by Year**





## CASNR Programs: Student Participation by Region

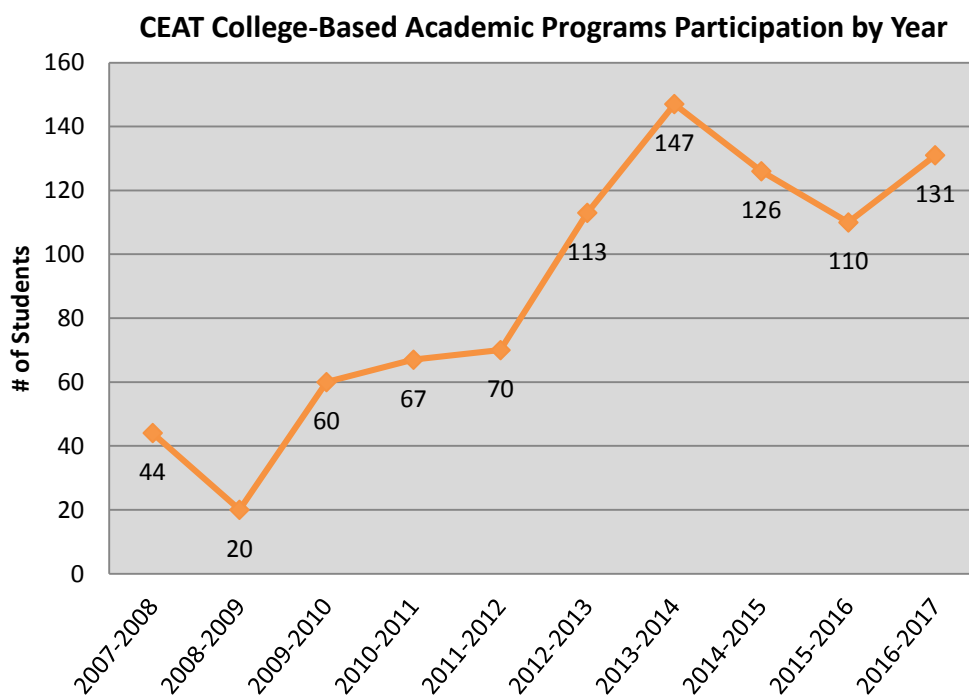


*This map represents the 138 students on programs run by CASNR.*



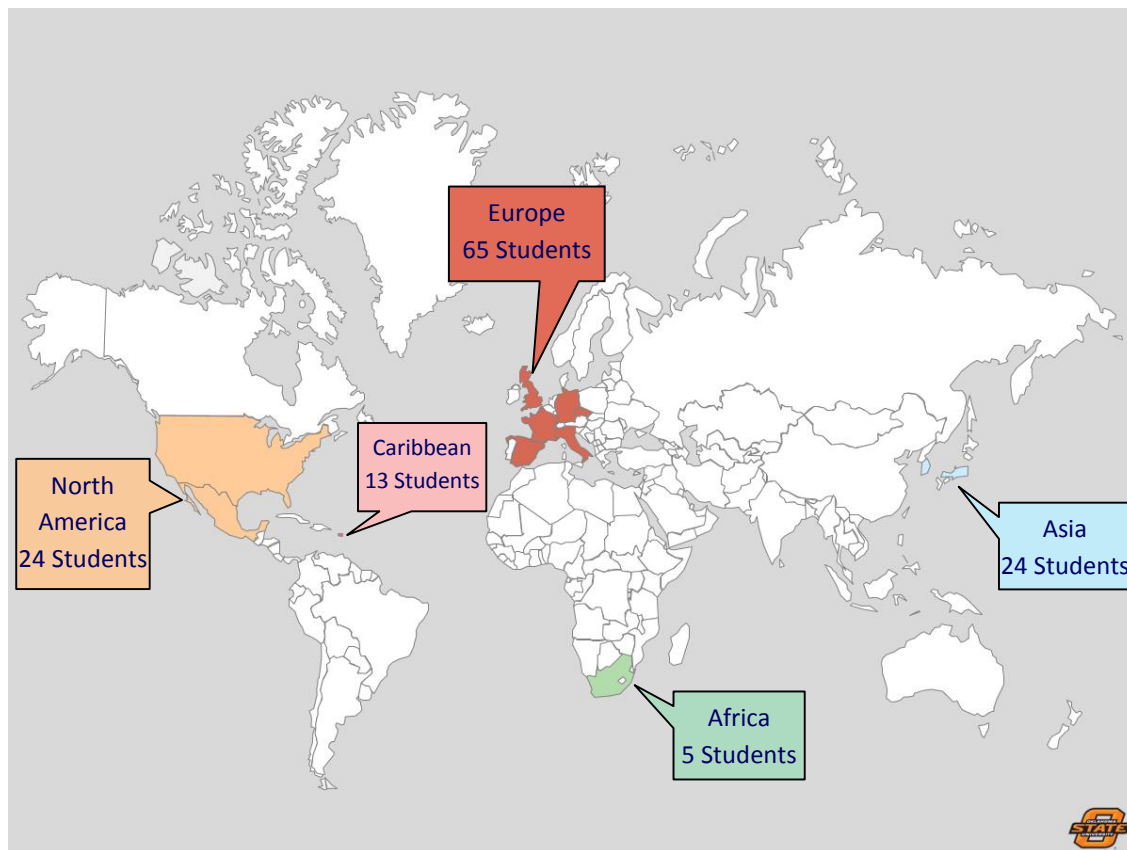
## College of Engineering, Architecture and Technology

Program title	Destination	# of Participants receiving OSU credit
ARCH Europe: Rome	Italy	12
ARCH Europe: South to North	Spain, United Kingdom	15
ARCH Urban Asia	South Korea, Japan	12
CEAT Fire Protection in Informal Settlements	South Africa	5
CEAT Scholars International Trip	Czech Republic, Germany, France	18
CEAT Technology & Culture of Japan	Japan	12
CEAT Technology and Culture of Mexico	Mexico	4
CEAT Technology and Culture of Puerto Rico	Puerto Rico	13
CEAT Technology and Culture of Spain	Spain	20
<b>Subtotal – International Programs</b>		<b>111</b>
ENGR 3061 - Domestic Scholar Experience	Washington D.C.	20
<b>Subtotal – Domestic Programs</b>		<b>20</b>
<b>TOTAL</b>		<b>131</b>





## CEAT Programs: Student Participation by Region



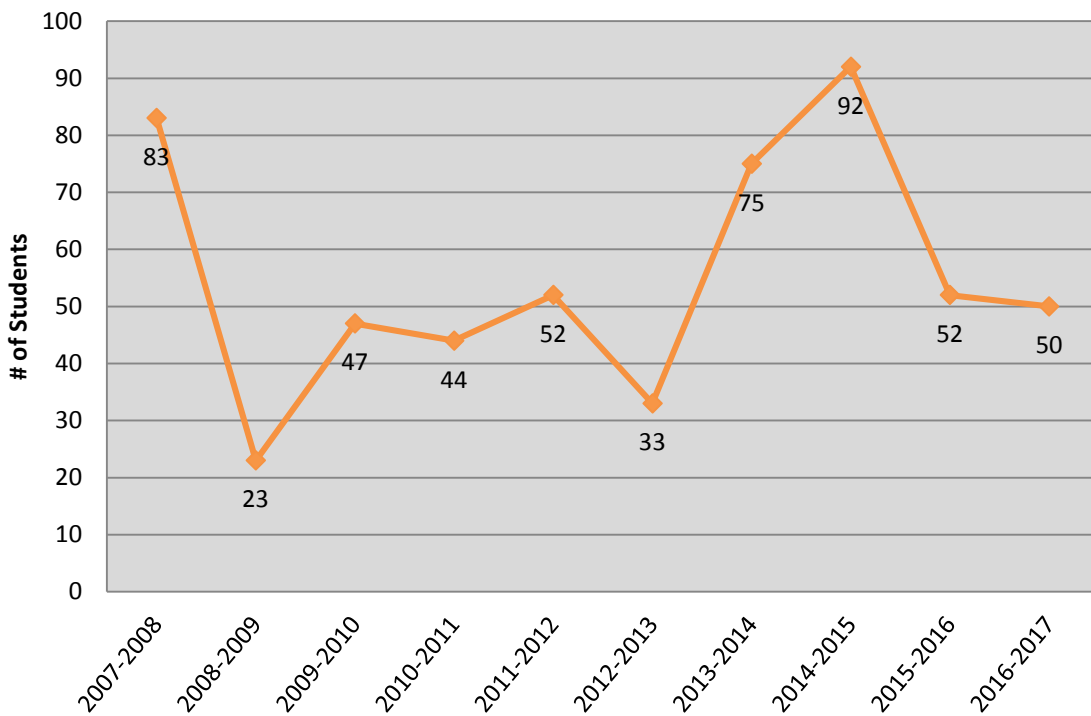
*This map represents the 131 students on programs run by CEAT.*



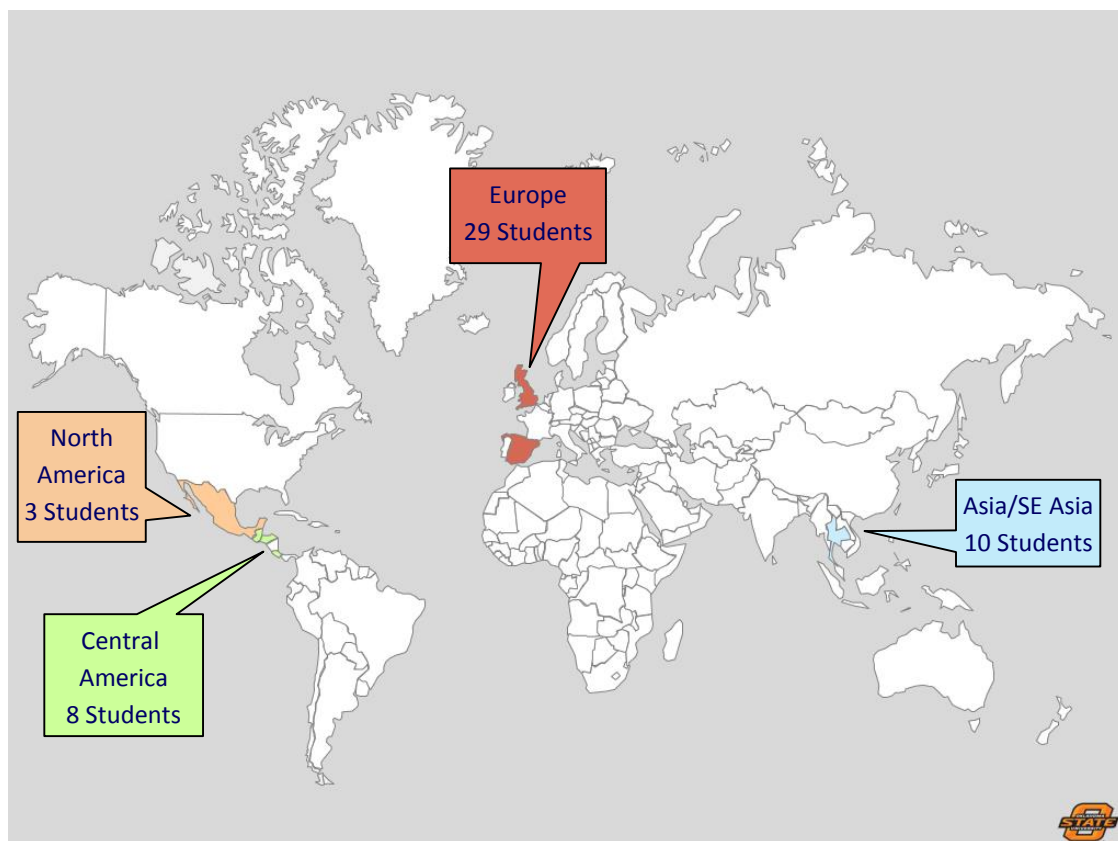
## College of Education, Health and Aviation

Program title	Destination	# of Participants receiving OSU credit
EHA 20th European Conference on Literacy	Spain	2
EHA Belize Literacy Service Learning	Belize	7
EHA Costa Rica Student Teaching Practicum	Costa Rica	1
EHA Ethics and Leadership	United Kingdom	24
EHA Student Teaching Practicum	Mexico	3
EHA Student Teaching Practicum	United Kingdom	3
EHA Thailand International Issues in Higher Education	Thailand	10
<b>TOTAL</b>		<b>50</b>

**EHA College-Based Academic Programs Participation by Year**



## EHA Programs: Students Participation by Region



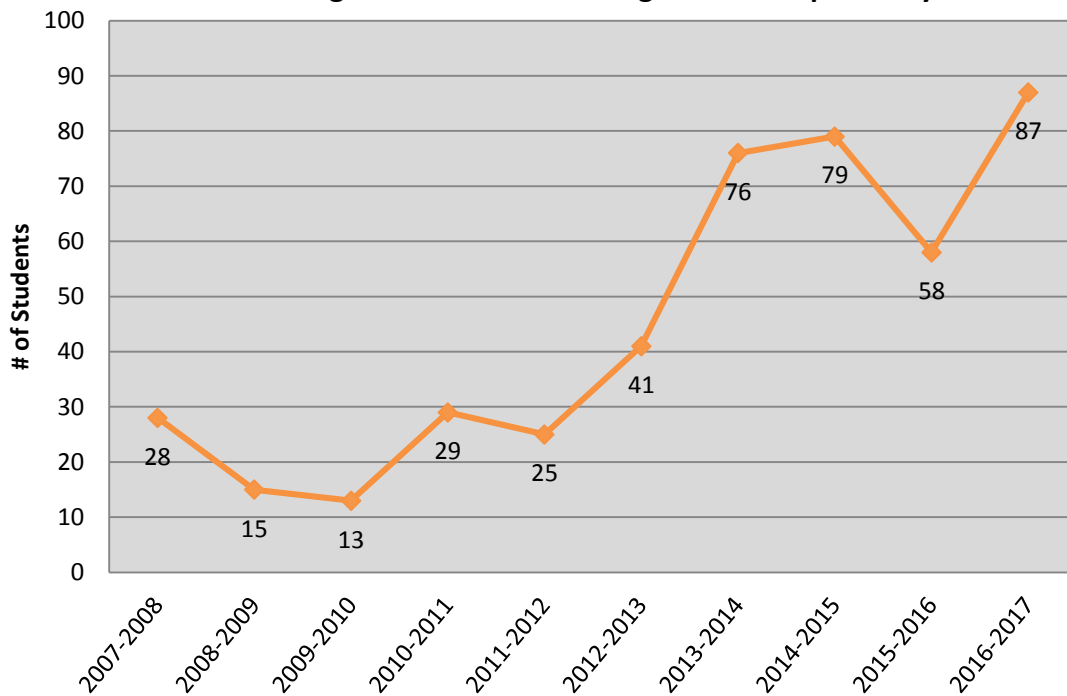
*This map represents the 50 students on programs run by EHA.*



## College of Human Sciences

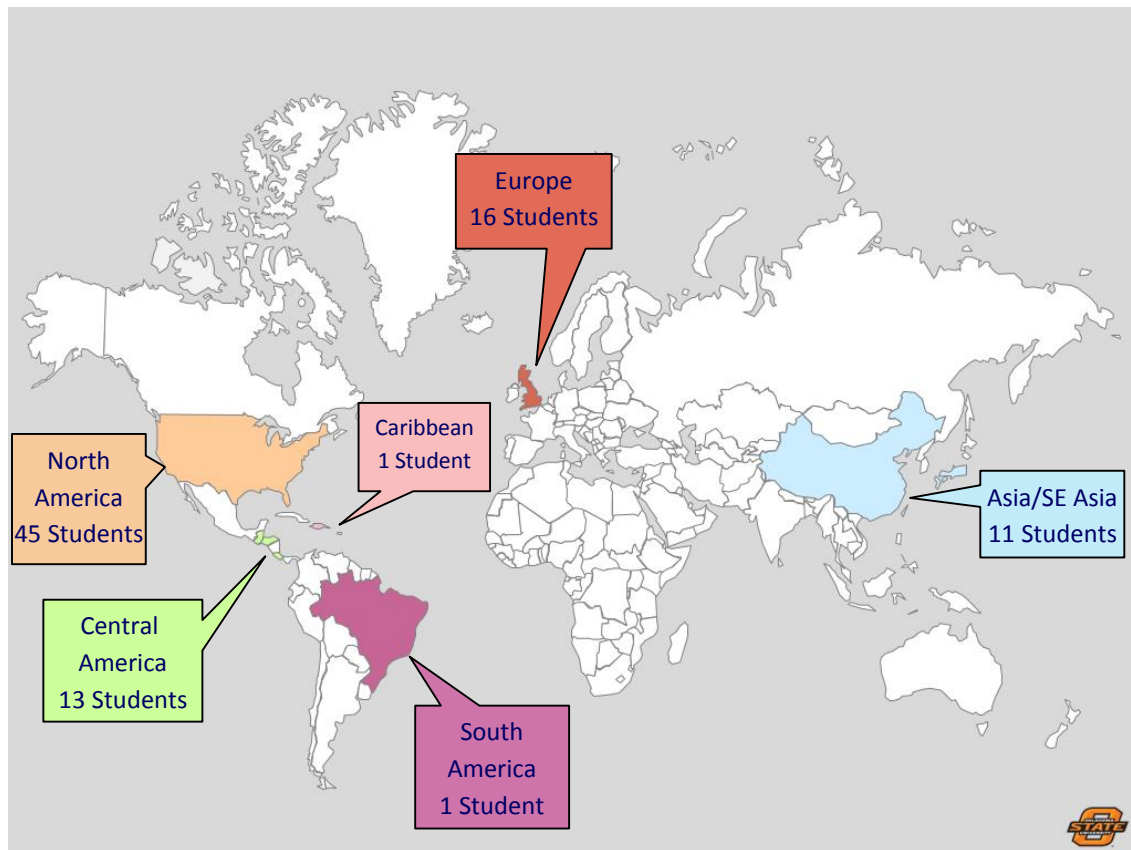
Program title	Destination	# of Participants receiving OSU credit
HS Costa Rica	Costa Rica	13
HS DHM London - Regent's University	United Kingdom	16
HS HDFS International Internship Dominican Republic	Dominican Republic	1
HS HRAD Long-Term International Internship	China, Brazil, Taiwan	12
<b>Subtotal – International Programs</b>		<b>42</b>
HS New York City Experience in Design and Merchandising	New York	21
DHM 4810 Problems in Design, Housing and Merchandising - Interior Design	Dallas	24
<b>Subtotal – Domestic Programs</b>		<b>45</b>
<b>TOTAL</b>		<b>87</b>

**HS College-Based Academic Programs Participation by Year**





## HS Programs: Student Participation by Region



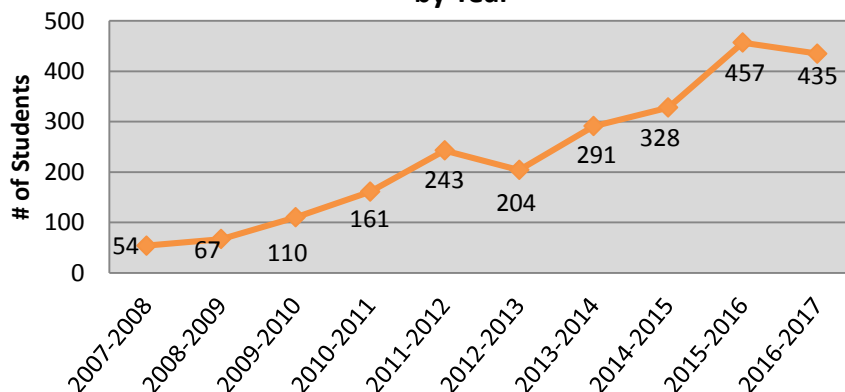
*This map represents the 87 students on programs run by HS.*



## Spears School of Business

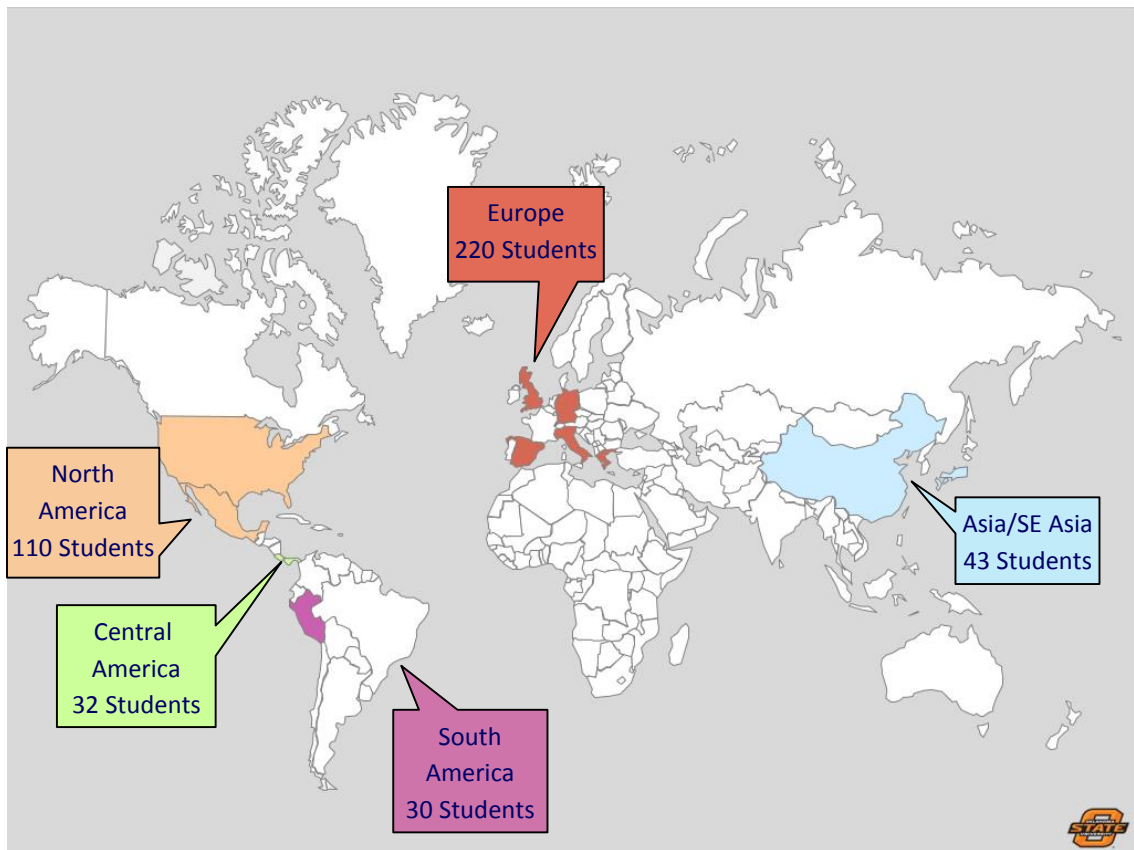
Program title	Destination	# of Participants receiving OSU credit
SSB Scholar Leaders	China, Japan	19
SSB Spring Break in Italy	Italy	50
SSB Spring Break in Madrid and Seville, Spain	Spain	29
SSB Spring Break in Scotland	Scotland - United Kingdom	26
SSB Strategic Consulting in China	China	12
SSB Summer in Barcelona	Spain	37
SSB Summer in China/Hong Kong	China	12
SSB Summer in Germany	Germany	10
SSB Summer in Greece	Greece	28
SSB Summer in London	United Kingdom	40
SSB Winter Break in Costa Rica	Costa Rica, Panama	24
SSB Winter Break in Mexico	Mexico	18
SSB Winter Break in Nicaragua	Nicaragua	8
SSB Winter Break in Peru	Peru	30
<b>Subtotal – International Programs</b>		<b>343</b>
SSB Spring Break in Austin, Texas	Austin, United States	11
SSB Summer in New York	New York	26
SSB Spring Break in Phoenix	Arizona	18
SSB Summer in NYC/Washington D.C.	New York, Washington D.C.	15
SSB Winter Break in Central Florida	Florida	22
<b>Subtotal – Domestic Programs</b>		<b>92</b>
<b>TOTAL</b>		<b>435</b>

**SSB College-Based Academic Programs Participation by Year**





## SSB Programs: Student Participation by Region



*This map represents the 435 students on programs run by SSB.*



## School of Global Studies and Partnerships

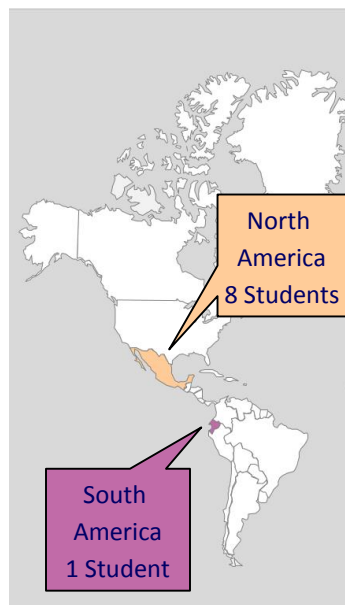
Program Type	Program Title	Country	# of Participants receiving OSU credit
Global Studies Faculty-Led	IS&O Business and Industrial Practices in Chihuahua	Mexico	8
Internship	Global Studies International Internship	Ecuador	1
<b>TOTAL</b>			<b>9</b>

## Center for Health Sciences

Program title	Destination	# of Participants receiving OSU credit
OSU CHS Pros for Africa - Selective Elective Rotation (CLME 9355)	Uganda	13
OSU CHS Summer Rural International Medicine Externship CLME 8112-002	Guatemala	8
<b>TOTAL</b>		<b>21</b>

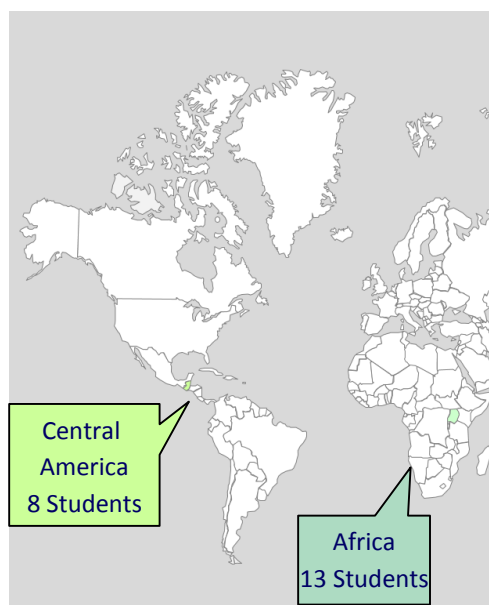


## SGSP Programs: Student Participation by Region



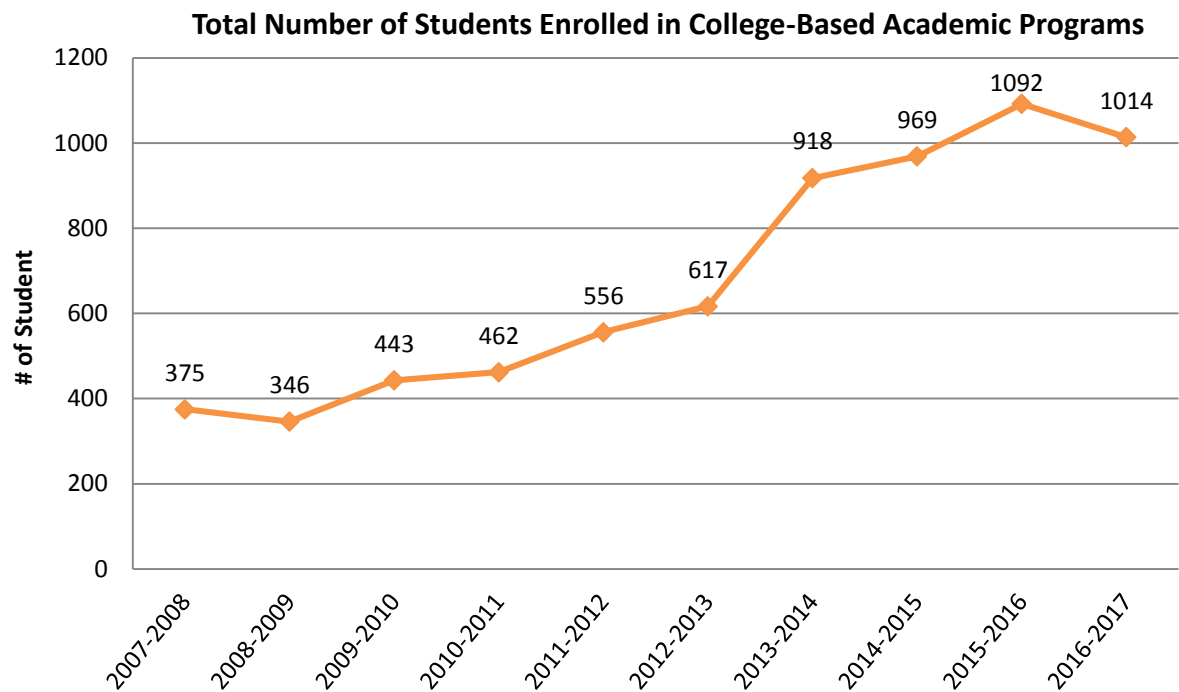
*This map represents the 9 students on programs run by SGSP.*

## CHS Programs: Student Participation by Region

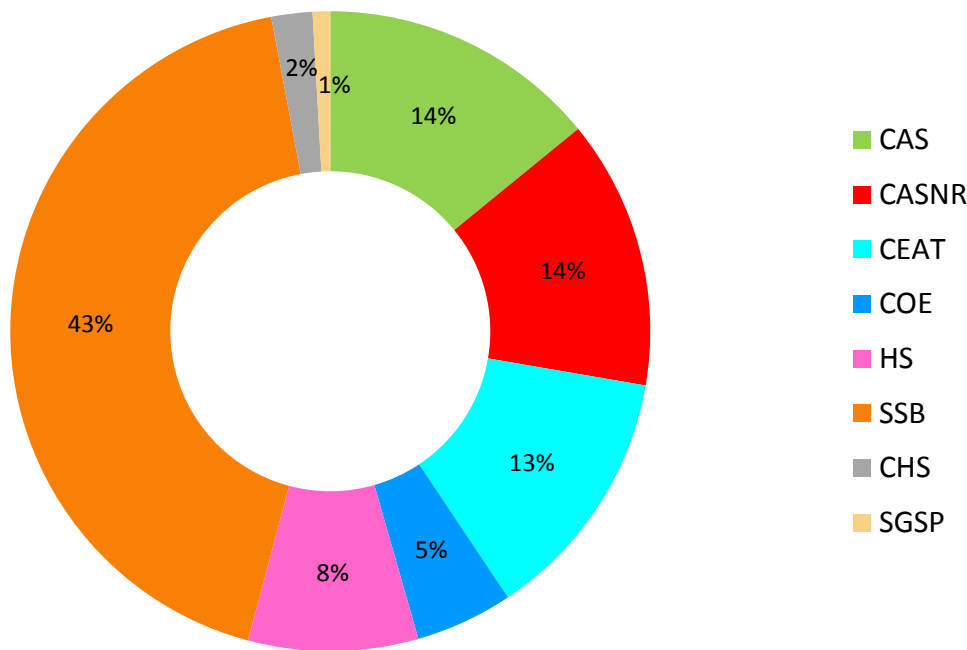


*This map represents the 21 students on programs run by CHS.*

# College-Based Academic Programs Summary



## College-Based Academic Programs Distribution





# Inbound Programs



## 2016-2017 Statistical Report Summary – Inbound Programs

Program Length	Number of Programs 2016-2017	Number of Programs 2015-2016	Number of Participants 2016-2017	Number of Participants 2015-2016	Participants % Change 2016-2017
Academic Year/ Calendar Year	3	5	22	34	-35%
Semester (Fall/Spring)	5	7	90	101	-11%
Winter Intercession	-	-	-	-	-
Spring Break	-	-	-	-	-
Summer	8	9	195	277	-30%
Other*	2	3	25	48	-48%
<b>TOTAL</b>			<b>332</b>	<b>460</b>	<b>-28%</b>

\*Note: "Other" denotes duration of 1-4 weeks outside OSU standard academic terms.





## Chinese Inbound Programs

Program	Dates	# of Participants
The 6th Annual Southwest Jiaotong University Honors College --Engineering	7/11/2016 - 7/31/2016	13
The 4th Annual Northwest A&F University College Experience Summer Program	7/20/2016 - 7/30/2016	27
Northwest A&F University Landscape Architecture Summer Program	7/17/2016 - 8/6/2016	13
the 4th Annual Tianjin University Engineering Excellence Program	8/9/2016 - 9/5/2016	21
Nanjing University Nanjing University Kuang Yaming Honors College Program	8/30/2016 - 9/3/2016	14
Southwest Jiaotong University Winter College Experience Program	2/12/2017 - 2/25/2017	16
The 1st Railway Transportation College Faculty Training Program	2/27/2017 - 3/10/2017	9
The 9th Annual International Symposium on Student Affairs (Summer 2017)	6/11/2017 - 6/17/2017	57
<b>TOTAL</b>		<b>170</b>



## Global Partnerships Inbound Programs

Program	Country	Dates	# of Participants
Experience Oklahoma: Opportunities at OSU	Mexico	5/28/2017 - 5/30/2017	28
High School Summer Academy: Leadership, Cultural Intelligence and Entrepreneurship	Mexico	6/24/2017 - 7/21/2017	22
<b>TOTAL</b>			<b>50</b>





# Study Abroad Scholarships





# OSU Study Abroad Scholarships

Scholarships 2016-2017	Awarding College/Unit	# of Awards	Total Amount
Bailey Family Memorial Trust	CAS	10	\$100,000
Arts & Sciences Study Abroad Scholarship	CAS	10	\$10,000
CASNR Study Abroad Scholarship	CASNR	36	\$10,800
Cal and Mariln Vogt Study Abroad Scholarship	CEAT	25	\$12,500
Departmental Scholarship - CEAT	CEAT	21	\$11,900
Associate Dean Seitsinger AT7T Chair Scholarship	CEAT - Arch	3	\$2,500
Caudill Traveling Fellowship	CEAT - Arch	1	\$10,000
David M Burch Travel Fellowship	CEAT - Arch	1	\$1,000
Eason Leonard FAIA Fellowship	CEAT - Arch	13	\$8,000
Elliott Evans Memorial Scholarship	CEAT - Arch	1	\$1,000
Endowment for Excellence	CEAT - Arch	2	\$2,000
Epstein Scholarship	CEAT - Arch	4	\$3,000
Michael and Sharon Damore Scholarship Fund	CEAT - Arch	7	\$14,000
Randy Kreie	CEAT - Arch	5	\$5,000
Thomas B and Winifred M Porter Endowed Scholarship	CEAT - Arch	2	\$1,000
David Elroy Phillips Family Endowed Scholarship	EHA	7	\$7,000
Bryan Edwards Scholarship	SSB	29	\$2,900
Federico Aime Scholarship	SSB	25	\$5,000
James M. Jackman Scholarship	SSB	17	\$3,200
Kasey Waychoff Memorial Scholarship	SSB	2	\$2,000
Management Study Abroad	SSB	11	\$7,600
Pappas International Scholarship	SSB	2	\$2,750
Riata Center for Entrepreneurship	SSB	1	\$900
Roger and Cindy Cagle International Scholarship	SSB	76	\$76,000
Roy T. Merrill Scholar Leader	SSB	3	\$1,500
Scholar Leader Scholarships	SSB	19	\$55,000
Spear School of Business Scholarship	SSB	88	\$12,300
Humphyreys' Study Abroad Scholarships	SAO	20	\$101,500
Provost's Study Abroad Scholarship	SAO	261	\$183,250
Jorns Intl. Hospitality Studies Endowed Scholarship	HS	6	\$27,000
Thomas, Pauline & Barbara Miller Intl. Study Scholarship	HS	24	\$25,850
Don and Cathey Humphreys Long-term Travel Grants	SGSP	44	\$210,028
Wes and Lou Watkins Matthew 25:40 Service Scholarships	SGSP	10	\$12,400
<b>Total 2016-2017</b>		<b>786</b>	<b>\$928,878</b>

<b>Total 2015-2016</b>	<b>816</b>	<b>\$981,497</b>
------------------------	------------	------------------

<b>Percentage Change</b>	<b>-4%</b>	<b>-5%</b>
--------------------------	------------	------------

# OSU STUDY ABROAD AND STUDENT ACADEMIC TRAVEL

## MISSION, VISION AND STRATEGIES

### MISSION

As a component of the larger land-grant institutional mission, the Study Abroad/National Student Exchange Office strives to strengthen the international dimension of OSU by promoting multicultural and international understanding. The office seeks to provide high-impact, academically sound educational experiences aimed at preparing students to meet the challenges and opportunities of an increasingly global society. Taking seriously the responsibility for developing future leaders, the office establishes programs that **inspire** students to lead, **equip** students with the skills and knowledge required to develop discipline specific global competencies, and provide students opportunities **to effectively engage with local, national, and global communities as culturally perceptive citizens.**

### VISION

The Study Abroad Office serves all OSU students in collaboration with the individual colleges. We focus our efforts especially on those students traditionally underrepresented in study abroad, through creative, proactive, and responsive efforts. This includes serving as a voice of best practices in international education through engagement with a broad scope of campus communities to strengthen and coordinate international competencies across OSU and beyond.





**Oklahoma State University**  
**STUDY ABROAD STAFF,**  
**COORDINATORS AND COMMITTEE MEMBERS**

**STUDY ABROAD OFFICE STAFF**

**2016-2017**

Sam Ball, Program Coordinator  
Marissa Hernandez, Student Exchange Coordinator  
Jeffrey J. Simpson, Director  
Trang Nguyen, GRA  
Huey Ling Yip, GRA  
Elybeth Aquino, Peer Advisor  
Ariana Bruner, Peer Advisor  
Chelsey Johnson, Peer Advisor  
Michael Maclaren, Peer Advisor  
Riley McKinney, Peer Advisor  
Alex Pratt, Peer Advisor

**STUDY ABROAD COORDINATORS AND COMMITTEE MEMBERS**

**2016-2017**

Shane O'Mealey, College of Arts and Sciences  
Dr. Adele Tongco, College of Agricultural Science and Natural Resources  
Cindy Cario, College of Education  
Elizabeth Whitfield, College of Human Sciences  
Joel Versypt, College of Engineering, Architecture, and Technology  
Jeanne Homer, Architecture European Studies Program  
Jose Sagarnaga, Spears School of Business  
Courtney Harp, Spears School of Business  
Jalyssa Brummer, Spears School of Business  
Janet Herren, School of Global Studies and Partnerships  
Elizabeth Tucker, School of Global Studies and Partnerships  
Ashly Adkins, OSU College of Health Sciences  
Vivian Wang, Chinese Inbound Programs  
Rodrigo Tello, International Programs



Prepared by Study Abroad / NSE Office

242 Student Union  
Oklahoma State University  
Stillwater, OK 74078



<http://abroad.okstate.edu>



[Abroad.okstate.edu](http://Abroad.okstate.edu)



[@OSU\\_StudyAbroad](https://twitter.com/OSU_StudyAbroad)



[OSU\\_StudyAbroad](https://www.instagram.com/OSU_StudyAbroad)