



CENTER FOR
GLOBAL LEARNING



Photo Credit: Ferguson College - Czech Republic

2021 – 2022 GLOBAL EDUCATION PROGRAMS

STUDY ABROAD PARTICIPATION OVERVIEW

Table of Contents

◆ Foreword	<u>1</u>
◆ Program Overview 2021-22.....	<u>3</u>
◆ Participation Overview.....	<u>5</u>
◆ Destinations.....	<u>9</u>
◆ OSU Study Away VS OSU Campus : Area of Study and Class Standing.....	<u>10</u>
◆ Outbound Student Profile.....	<u>11</u>
◆ Outbound Participation Program Type, Program Term, and Experience Type (with Average GPAs)	<u>13</u>
◆ Outbound Participation by Class Standing & Honors College Participation.....	<u>14</u>
◆ Outbound Student Profile: Demographics.....	<u>15</u>
◆ National Benchmark Comparisons	<u>17</u>
◆ Study Away Funding	<u>19</u>
◆ Inbound Student Profile.....	<u>21</u>
◆ Appendices.....	<u>25</u>

Foreword

In 2021-2022, OSU experienced the early stages of recovery from the shut down of academic travel programs during the COVID-19 pandemic. Up from 68 students participating in 2020-2021, there were more than 670 students participating this past year. Lingering effects of the pandemic continue to impact location of travel and duration of program. As well, OSU saw a sharp increase in student interest in domestic programs, likely an indication of comfort traveling closer to home while gaining some immersive learning experiences outside of Oklahoma. Benchmarking OSU with national participation as documented in the annual IIE Open doors report, OSU exceeds national participation in areas such as men, graduate students, and business majors studying abroad. The University also does well with Native American and Multiracial student participation, when compared to the national averages. Challenges do remain. For example, OSU continues to see a large percentage of seniors choosing to participate in a short-term faculty-led program. The institution continues to work to encourage more students to take advantage of these programs earlier in their academic career so they can apply the abroad experience in the classroom and their lives on campus. However, considering participation overall, OSU is well-positioned for continued growth in the coming year.



Photo Credit: Honors College - Singapore

Program Overview 2021-22

676 TOTAL STUDENTS
PARTICIPATED ON ALL PROGRAMS

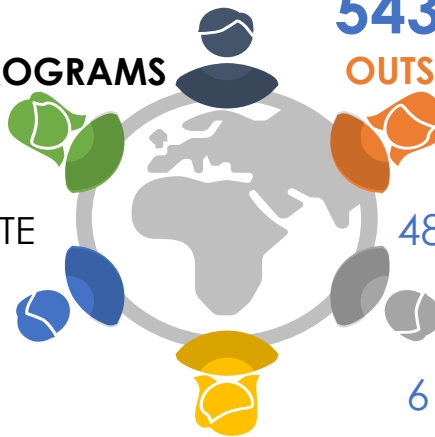
543 STUDENTS STUDIED
OUTSIDE THE UNITED STATES

576 UNDERGRADUATE

482 UNDERGRADUATE

100 GRADUATE

61 GRADUATE



Top 10 International Destinations



Residency status of study away participants:

Oklahoma
Resident
58.8 %

Out of State
40.5%

International
0.7%



PARTICIPATION OVERVIEW

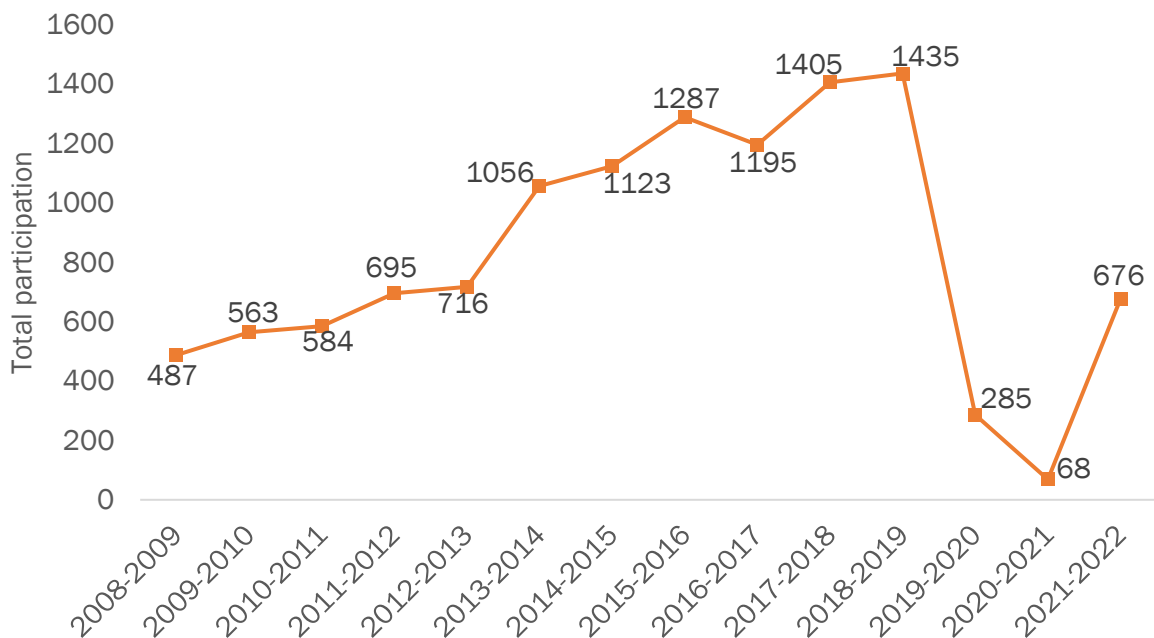
Photo Credit: Hargis Leadership Institute - Zimbabwe

Participation Overview Study Away on All Programs

Study Away Participation	21-22	20-21	19-20	18-19	17-18
Undergraduates	561	51	231	1183	1207
Graduates	95	17	52	187	127
Total OSU Students	656	68	283	1370	1334

Participation by Duration	21-22	20-21	19-20	18-19	17-18
Long term (academic year)	8	1	15	83	94
Mid-length (semester length)	53	16	69	48	84
Short term (all terms <8 weeks)	615	51	201	1304	1227
Total Participation	676	68	285	1435	1405

Study Away Participation by Year



Note 1: “Study Away” participation represents a combined total for domestic and international programs. See page 8 for the breakdown of “Study Outside the USA.”

Note 2: Students often participate in more than one program per year, explaining the difference between total OSU students and actual participation during 2021-22.

- 656 unique students
- 20 students participated in 2 study away programs
- 676 total participation in study-away programs

Participation Overview – Study Outside USA

Study Abroad Participation	21-22	20-21	19-20	18-19	17-18
Undergraduates	482	17	198	986	938
Graduates	61	3	38	162	111
Total OSU participation	543	20	236	1148	1049

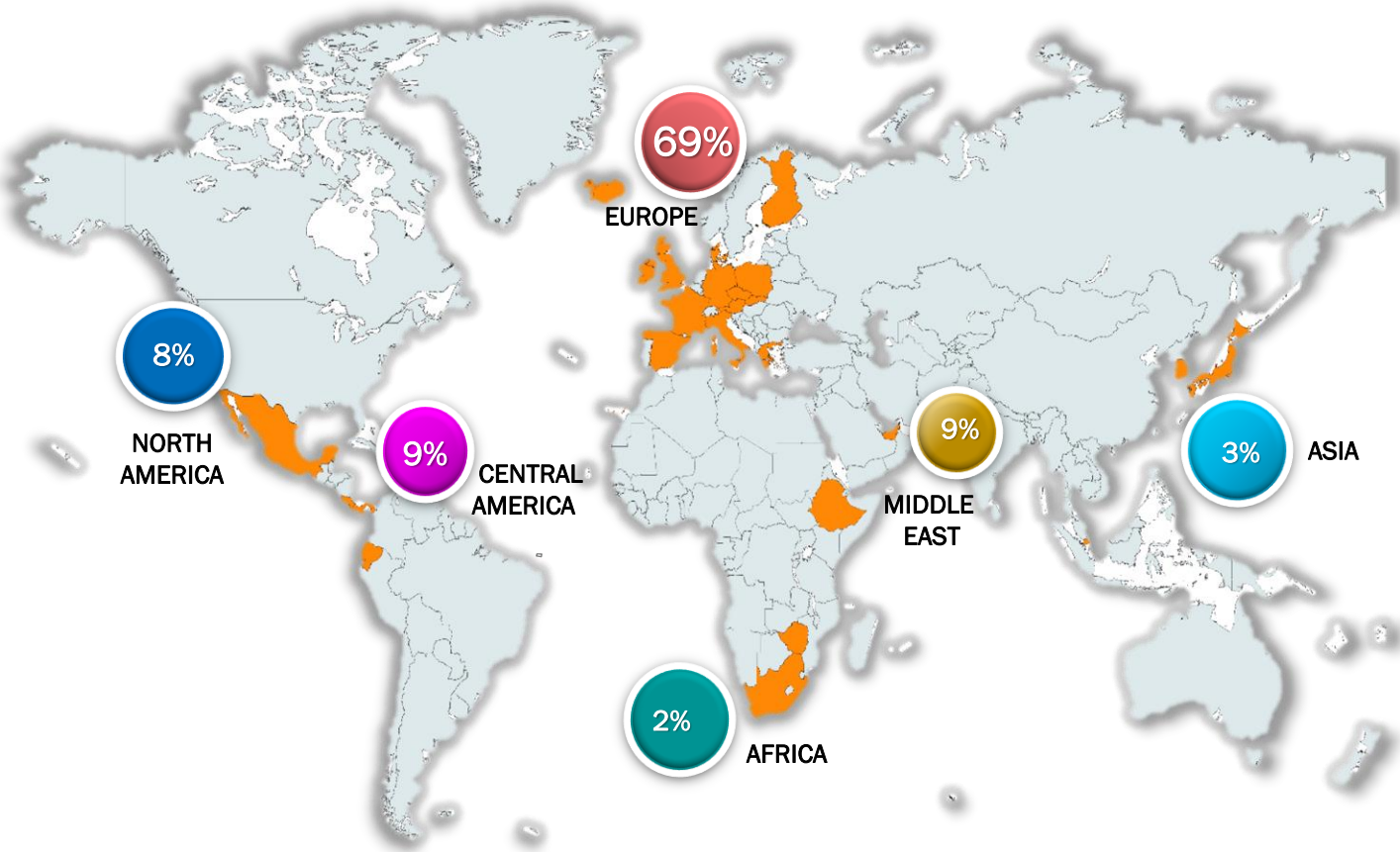
Participation by Duration	21-22	20-21	19-20	18-19	17-18
Long term (academic year)	6	0	15	77	94
Mid-length (semester length)	41	11	64	47	84
Short term (all terms <8 weeks)	496	9	158	1072	911
Total OSU participation	543	20	237	1196	1089

Participation by Program Term	Total Participation
Academic Year / Calendar Year	6
Fall	12
Spring	29
Spring Break	168
Summer	297
Winter	31
Total OSU participation	543

Note 1: To see the total number of Study Abroad participation, see page 13 for the breakdown of “Outbound Participation Program Type, Program Term, and Experience Type”

Destinations

DISTRIBUTION BY WORLD REGION (Excluding USA)



Region	# Students
Africa	9
Asia	16
Central America	49
Europe	376
Middle East	47
North America <i>excluding USA</i>	45
South America	1
Total	543

30 countries hosted OSU students

(See Appendices B & C for complete list of countries)

OSU Study Away vs. OSU Campus:

Area of Study and Class Standing

2020-2021	OSU Study Away Participation	OSU Campus Enrollment
-----------	------------------------------	-----------------------

Participation by Area of Study*

Business and Management	48.70%	21.66%
Science, Technology, Engineering & Math	36.40%	36.54%
Social Sciences	3.80%	9.72%
Communications/Journalism	1.50%	3.48%
Education	1.80%	3.41%
Foreign Language & International Studies	1.00%	1.08%
Humanities	0.70%	4.45%
Fine and Applied Arts	0.90%	< 0.00%
Undeclared	2.40%	8.09%
Other	2.80%	11.58%

Participation by Class Standing

Freshman	0.15%	20.63%
Sophomore	8.28%	17.08%
Junior	17.90%	18.92%
Senior	59.47%	23.79%
Graduate	10.80%	17.90%
Graduate/ Professional	3.40%	1.69%

*Note: These 'Area of Study' classifications are based on the IIE Open Doors categorization which in some cases may differ from OSU (e.g. per IIE "Agriculture" is classified as a STEM field).

Note 2: "Study Away" participation represents a combined total for domestic and international programs.



OUTBOUND STUDENT PROFILE

Photo Credit: Jimmie Clunn at the Gyeongbok Palace in Seoul, S. Korea

Outbound Participation Program Type, Program Term, and Experience Type (with Average GPAs)

Participation by Program Type					
Year	Academic College-Based Programs	Reciprocal Exchange	Affiliated / Approved	National Student Exchange	TOTAL
2008-2009	347	58	74	8	487
2009-2010	443	61	51	8	563
2010-2011	465	66	45	8	584
2011-2012	564	70	59	2	695
2012-2013	617	51	43	5	716
2013-2014	918	64	68	6	1056
2014-2015	969	91	60	3	1123
2015-2016	1092	95	86	14	1287
2016-2017	1014	84	84	13	1195
2017-2018	1256	61	84	4	1405
2018-2019	1300	53	75	7	1435
2019-2020	204	46	29	6	285
2020-2021	49	6	7	6	68
2021-2022	591	36	34	15	676

Participation by Program Term	Total Participation	Average Cumulative GPA
Academic Year / Calendar Year	8	3.48
Fall	21	3.41
Spring	32	3.52
Spring Break	182	3.58
Summer	402	3.54
Winter Intersession	31	3.65
Total	676	

Participation by Experience Type	Total Participation	Average Cumulative GPA
For credit/Study	667	3.55
For credit/Service Learning	1	4
For credit/Internship	8	3.66
For credit/Research	0	0
Total	676	

Outbound Participation by Class Standing

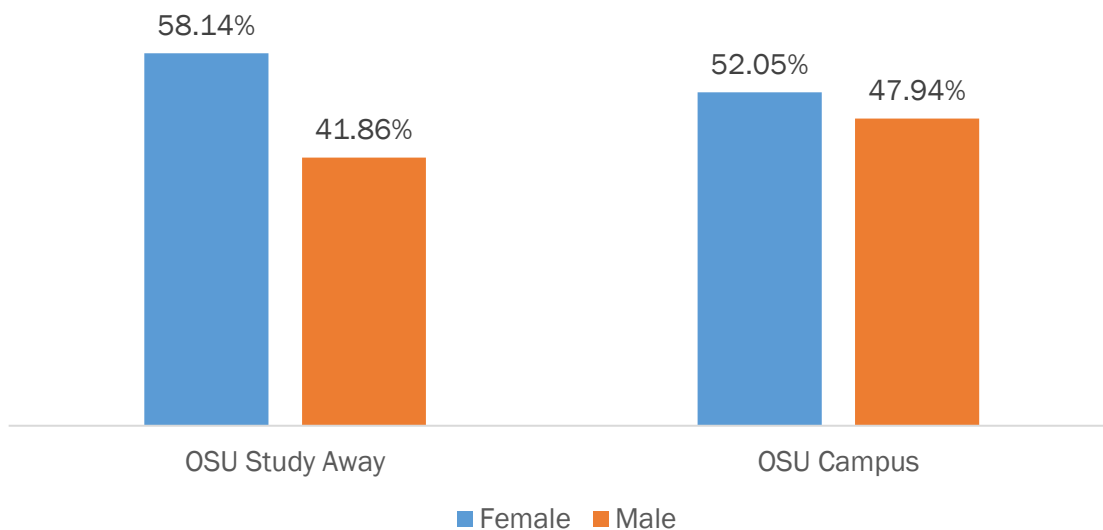
Participation by Class Standing	Number of Students	Percentage of participants
Freshman	1	0.15%
Sophomore	56	8.28%
Junior	121	17.90%
Senior	381	56.36%
Special Undergraduate	17	2.51%
Sub Total Undergraduate	576	85.21%
Master's Student	74	10.95%
Doctoral Student	1	0.15%
Professional/Graduate	23	3.40%
Special Graduate	2	0.30%
Sub Total Graduate	100	14.79%
Total Participant Students	676	

Honors College Students Participation

Honors vs. Non-Honors Participation	2021-22	2020-21	2019-20	2018-19	2017-18
Honors College	175	4	21	239	260
Non-Honors	501	64	215	909	789
Total Participant Students	676	68	236	1148	1049

Outbound Student Profile: Demographics

Gender OSU Study Away vs. OSU Campus (2021-22)

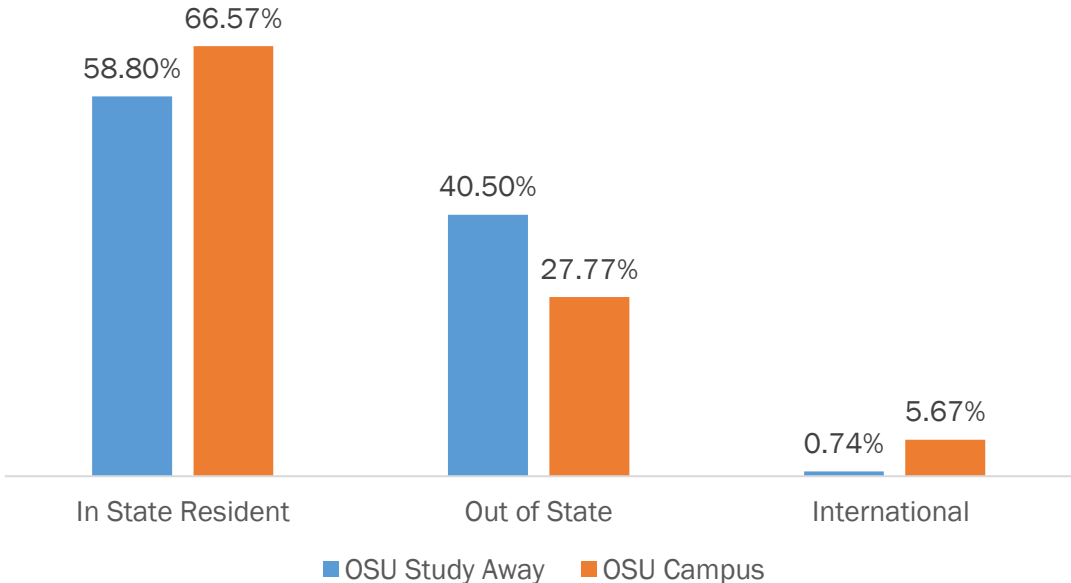


Country of Citizenship of Outbound Students

Country of Citizenship	# of Students
CA - Canada	1
HO - Honduras	1
IR - Iran	1
MX - Mexico	3
NI - Nigeria	1
SA - Saudi Arabia	1
US - United States	667
VE - Venezuela	1
Total	676

Outbound Student Profile: Demographics

Residency: OSU Study Away vs. OSU Campus



Race/Ethnicity: OSU Study Away vs. OSU Campus

Participation by Ethnicity	OSU Study Away	OSU Campus Enrollment
Alaskan Native/American Indian	2.96%	4.10%
Asian	1.48%	2.15%
Black/African American	3.40%	4.19%
Hispanic/Latino	10.95%	8.37%
Multiracial	8.43%	9.46%
Native Hawaiian/Pacific Islander	0.15%	0.10%
White	72.04%	65.94%
International	0.59%	5.59%
Decline to Specify	0.00%	0.10%

National Benchmark Comparisons (2019-2020)

The Open Doors 2021 Report on International Educational Exchange provided data on the U.S. students studying abroad for academic credit in 2019/20. The new publication is released every year in early November. For a reasonable comparison of data, the academic year 2019-2020 is considered for benchmarking.

2019 - 2020	National Participation <i>IIE Open Doors</i>	OSU Study Away Participation	OSU Campus Enrollment
Total number of students	162,633	285	24,405
Participation by Gender			
Female	67.40%	51.58%	51.28%
Male	32.60%	48.42%	48.72%
Participation by Class Standing			
Freshman	2.70%	2.46%	20.3%
Sophomore	12.30%	10.18%	17.8%
Junior	42.70%	30.88%	18.4%
Senior	27.00%	33.33%	24.4%
Graduate	9.30%	23.16%	19.1%
Participation by Ethnicity			
White	70.00%	66.67%	66.75%
Hispanic/Latino	10.60%	8.77%	8.03%
Black/African American	5.50%	3.86%	4.14%
Asian/Native Hawaiian or Other Pacific Islander	8.60%	3.15%	2.07%
American Indian or Alaska Native	0.50%	2.81%	4.06%
Multiracial	4.80%	10.53%	9.51%
International	0%	3.51%	5.23%
Unknown	0%	0.7%	0.12%
Participation by Duration			
Long term (academic year)	3.67%	3.86%	n/a
Mid-length (semester length)	65.72%	32.63%	n/a
Short term (all terms <8 weeks)	30.61%	63.51%	n/a

Note: This table compares OSU study away participants to the most recent Institute of International Education (IIE) *Open Doors*® data and the OSU campus (where applicable). OSU campus enrollment data is from the OSU Institutional Research and Information Management (IRIM) office.

IIE *Open Doors*®, supported by a grant from the Bureau of Educational and Cultural Affairs at the U.S. Department of State, is a comprehensive information resource on U.S. students studying abroad for academic credit at their home colleges or universities. This is published every November for the previous academic year. All the data considered above for comparison are for the academic year 2019-2020.

National Benchmark Comparisons (2019-2020)

2019 - 2020	National Participation <i>IIE Open Doors</i>	OSU Study Away Participation	OSU Campus Enrollment
Participation by Area of Study*			
Business and Management	20.80%	39.30%	21.66%
Science, Technology, Engineering & Math	24.50%	25.30%	36.54%
Social Sciences	19.20%	1.40%	9.72%
Communications/Journalism	6.10%	2.10%	3.48%
Education	2.40%	3.90%	3.41%
Foreign Language & International Studies	7.80%	12.30%	1.08%
Humanities	3.70%	6.70%	4.45%
Fine and Applied Arts	6.90%	0.00%	0.00%
Legal Studies and Law Enforcement	1.40%	0.00%	0.00%
Undeclared	1.10%	4.20%	8.09%
Other	6.20%	4.80%	11.58%

OSU exceeds national participation in the following key categories:

- ✓ *Males (+15.82%)*
- ✓ *American Indian/Alaskan
Native students (+2.31%)*
- ✓ *Multiracial students (+5.73%)*
- ✓ *International students (+3.51%)*
- ✓ *Graduate students (+13.86%)*
- ✓ *Foreign Language & Intl
Studies majors (+4.5%)*
- ✓ *Education majors (+1.50%)*
- ✓ *Humanities majors (+3.0%)*
- ✓ *Business and Management
majors (+18.5%)*

*Note: These 'Area of Study' classifications are based on the IIE Open Doors categorization which in some cases may differ from OSU (e.g. per IIE "Agriculture" is classified as a STEM field).

Study Away Funding: School of Global Studies and Partnerships (SGSP) & Academic Colleges

SCHOOL OF GLOBAL STUDIES AND PARTNERSHIPS (SGSP)

For Credit Study

School of Global Studies and Partnerships	# of Awards	Amount
SAO - Provost's Study Abroad Scholarship	121	69,500
SAO - Humphrey's Study Abroad Scholarship	46	160,400
SGSP - Humphrey's Long-term Travel Grant	8	45,700
	175	275,600

Internships

School of Global Studies and Partnerships	# of Awards	Amount
SAO - Provost's Study Abroad Scholarship	5	17,500
SGSP - Humphrey's Long-term Travel Grant	13	87,735
	18	105,235

Sub Total SGSP: 193 \$380,835

ACADEMIC COLLEGES

For Credit Study

College/Awarding Unit	# of Awards	Amount
College of Arts and Sciences (CAS)	5	55,967
College of Agricultural Sciences and Natural Resources (CASNR)	27	25,800
College of Engineering, Architecture and Technology (CEAT)	79	182,500
College of Education and Health Sciences (CEHS)	20	26,500
Spears School of Business (SSB)	99	93,350

Internships

College/Awarding Unit	# of Awards	Amount
College of Education and Health Sciences (CEHS)	1	3,000

Sub Total Academic Colleges: 231 \$387,117

TOTAL INSTITUTION-WIDE STUDY AWAY FUNDING

	# of Awards	Amount
2021-22 Total:	424	\$767,952
Total*:		
2020-21:	8	\$33,000
2019-20:	225	\$370,460
2018-19:	674	\$776,875

*Note: Totals shown indicate the funding awarded pre-pandemic to present.



INBOUND STUDENT PROFILE

Photo Credit: LLP - Homecoming

Inbound Exchange Programs

1 semester

Program Type	Country / Location	Number of Students
National Student Exchange	California	
	Missouri	
	New Mexico	5
	North Dakota	
	Kansas	
International Student Exchange	China	
	France	
	Italy	
	Kazakhstan	20
	Mexico	
	South Korea	
	Spain UK	
Total Students		25



Photo Credit: Welcome event of the LLP

Inbound Exchange Programs

Academic Year

Program Type	Country / Location	Number of Students
National Student Exchange	New Jersey	1
	France	
	Germany	
International Student Exchange	Japan	19
	Mexico	
	United Kingdom	
Total Students		20



Photo Credit: LLP at the Oklahoma Capitol



Photo Credit: LLP in the rope course



APPENDICES

Photo Credit: CEAT - Spain
SSB - Dubai

Appendix A : Definition of Terms

The following definitions may be helpful in understanding the contents of this report.

Program Duration:

- **LONG-TERM:** Refers to a program that runs for a full academic year or calendar year (typically >26 weeks).
- **MID-LENGTH:** Refers to a program that runs for one semester, over the summer, or one or two calendar quarters (typically between 8 – 26 weeks).
- **SHORT-TERM:** Refers to a program that runs during spring break, summer session, or winter intercession (typically <8 weeks).

Program Types:

- **ACADEMIC COLLEGE-BASED PROGRAMS:** Academic college courses are generally of short duration, two to four weeks, but can be longer. They are typically offered during winter or spring breaks and during the summer session. These courses are coordinated within each academic college at OSU and normally led by OSU faculty.
- **AFFILIATED/APPROVED PROGRAMS:** The Affiliated/Approved designation for a long-term Study Abroad Program indicates that the university has either signed an affiliation agreement with an intermediary organization or has approved the program for transfer credit at OSU. It includes many different models, including direct enrollment at a university abroad, study facilitated by a study abroad organization or another US university, internships, and research programs.
- **NATIONAL STUDENT EXCHANGE:** The National Student Exchange is an exchange consortium with over 200 university and college partners in the U.S. and its territories, as well as several Canadian institutions. Students receive either OSU resident credit or transfer credit depending on the category in which they enroll at the host institution.
- **RECIPROCAL EXCHANGE:** Reciprocal exchange involves the exchange of students in which tuition and fees are paid at the home university for study at the host university. Reciprocal exchanges usually involve a semester or an academic year. OSU students are enrolled at OSU while studying away and receive OSU resident credit for the work successfully completed abroad.

Experience Types:

- **DIRECT ENROLLMENT:** Study at an overseas university with whom OSU is not partnered. Students apply to the program independently but their study is still overseen by the OSU Study Abroad/NSE Office similar to an affiliated/approved program.
- **EXCHANGE:** A program involving reciprocal movement of participants – whether faculty, students, or staff– between institutions.
- **FOR CREDIT STUDY:** Refers to a study away program option designed to result in academic credit. The program occurs entirely away from the home campus for a period of time, whether the destination is within or outside the U.S. Most study abroad scholarships at OSU require students be enrolled in a program for academic credit.
- **INTERNSHIP ABROAD:** A work placement, usually connoting working with professionals, with a primary purpose that is educational. An internship program may be offered for the experience in its own right, or it may be combined with coursework and offered within the context of a study abroad program for academic credit. An internship may be paid or unpaid.
- **RESEARCH ABROAD:** An activity abroad that typically pairs a student or students with on-site faculty and/or other local experts to pursue a specific topic or research question. Such research typically results in the writing of an academic paper or article, whether to fulfil requirements for academic credit or other degree requirements or with an eye to publication in a peer reviewed journal or presentation at an academic conference. The research may be undertaken as part of an organized study abroad program (i.e. research-based course or independent project) or in a completely independent manner outside the structure of a program.
- **SERVICE LEARNING ABROAD:** A specially designed program combining reflection with structured participation in a community-based project to achieve specified learning outcomes as part of a study abroad program.

Note:

Definitions in the Experience Type section were obtained from the Forum on Education Abroad's "Education Abroad Glossary."

The Forum on Education Abroad is a non-profit organization that develops and disseminates comprehensive standards of good practice, resources and training, advocates for education abroad and its value, and engages the field in critical dialogue to benefit students. The Forum is the organization recognized by the US Department of Justice as the standards and ethics organization in the field of education abroad. OSU is an institutional member of the Forum on Education Abroad.

Appendix B : OSU Students Studying Away by Country: Short-Term Programs

Short-Term Academic Programs				
Host Country	Spring break	Summer	Winter break	Total
Austria		1		1
Costa Rica	39			39
Czech Republic		19		19
Ecuador		1		1
Ethiopia		1		1
Finland		23		23
France		11		11
Greece		33		33
Iceland	40			40
Ireland	42			42
Italy		10		10
Japan		1		1
Mexico		27	16	43
Multicountry*		73	15	88
Panama		10		10
Singapore		9		9
South Africa		1		1
Spain		61		61
United Arab Emirates	47			47
United Kingdom		2		2
United States	14	105		119
Zimbabwe		7		7
Total	182	395	31	608

*Countries mainly in Europe: France, Germany, Italy, Netherlands, Spain and Switzerland.

Appendix C : OSU Students Studying Away by Country: Mid-Length and Long-Term

Mid-Length and Long-Term Programs					
Host Country	Academic Year/Calendar Year	Fall	Spring	Summer	Total
Austria			2		2
Denmark		1			1
France		1	1	2	4
Germany	1		1		2
Iceland			1		1
Ireland			1	1	2
Italy			6		6
Japan		1			1
Multicountry			1		1
Mexico	1		1		2
Poland			1		1
Puerto Rico	1				1
Slovakia			1		1
South Korea	2	2	1		5
Spain		1	5		6
United Kingdom	1	6	6	5	18
United States	2	9	3		14
Total	8	21	31	8	68

Appendix D : Program Portfolio Overview

The summary below counts the number of unique programs (by duration, type and experience) in which students participated during 2021-22.

Program Type	
Faculty-led	469
Exchanges	36
Provider Programs	37
Direct Enrollment	134
Total:	676

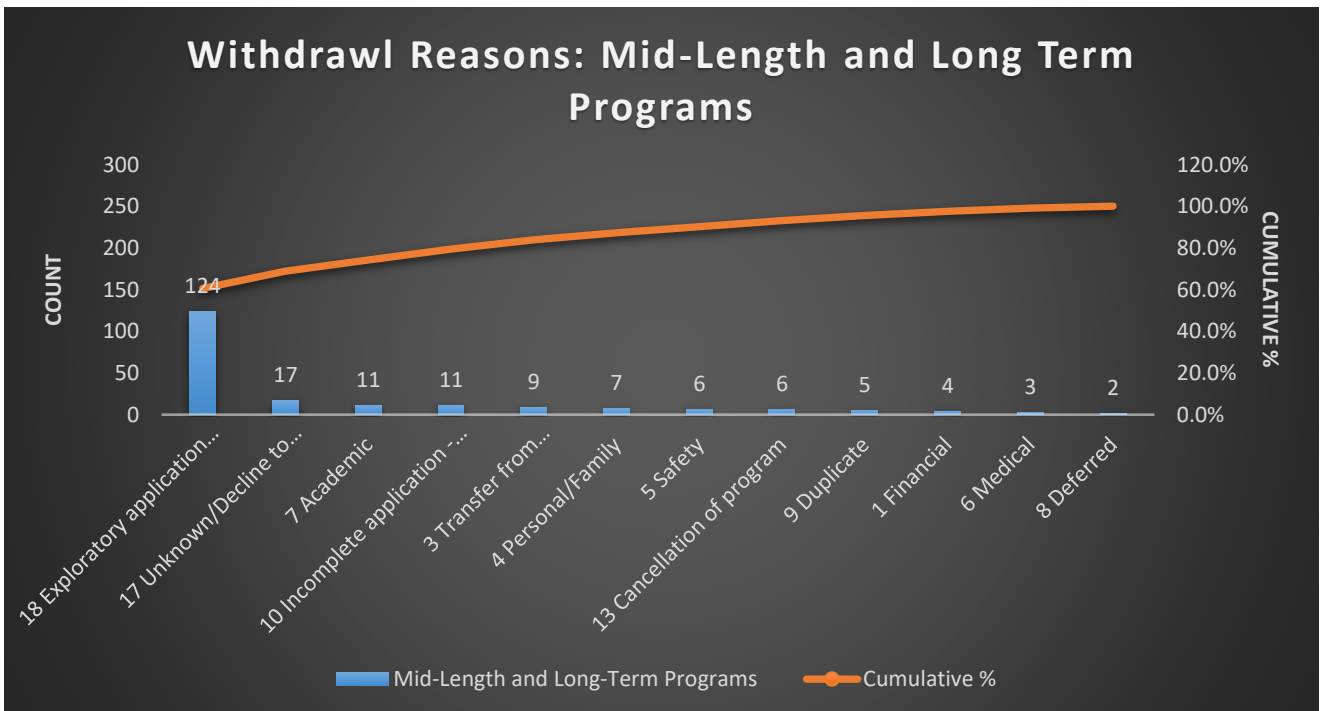
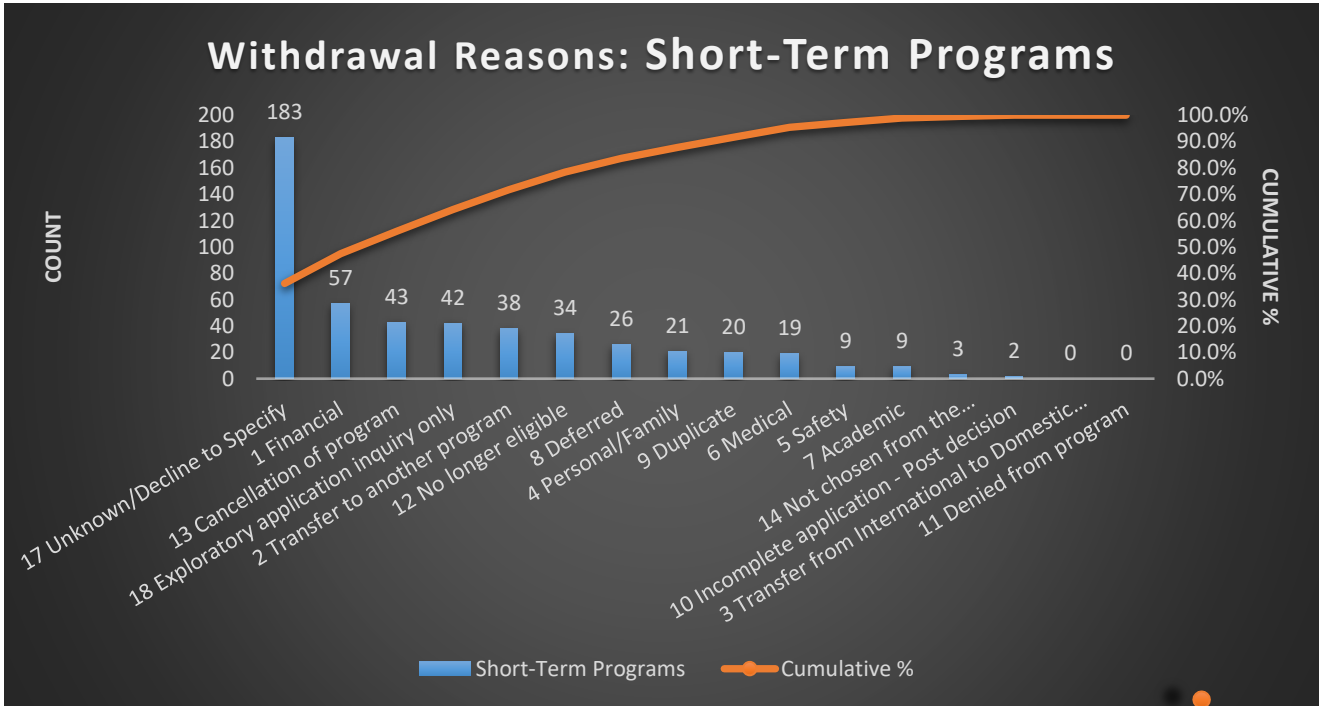
Primary Program Experience	
For Credit Study	667
Internships	7
Service Learning	1
Research	0
Total:	676

Program Duration*	
Long-Term (academic year)	8
Mid-Length (semester length)	53
Short-Term (all terms <8weeks)	615
Total:	676

*Note :This category exceeds since some programs are offered in multiple duration configurations e.g. an outbound exchange program could be semester long (16 weeks) placing it in the mid length category or year long (26 weeks) placing it in the long-term category

Appendix E : Participation Attrition Rates

Program Duration	Applications	Participants	Cancellations	Attrition %
Short Term Programs	1121	615	506	45.1%
Mid-Length and Long-Term Programs	266	61	205	77.1%
TOTAL	1387	676	711	



Appendix F.

Outbound Programs List

For Credit Study

AIFS Abroad in Cannes: Summer
AIFS Abroad in Granada: Semester or Academic Year
AIFS Abroad in Salzburg: Summer
AIFS Abroad in Seville: Semester or Academic Year
API Full Summer Curriculum at Richmond University in London
API Summer Business, Arts, Humanities, Italian Language and Culture in Florence
API Summer Spanish Language and Culture Studies in Granada
ARCH - The Civic and Sacred - Europe 2022
ARCH Italy/Spain: The Creative Making
Burgundy School of Business
CAS Field Geology in Colorado
CAS McKnight Scholars Abroad
CEA French Riviera, France - French Language & Culture
CEHS Developing Intercultural Competence through International Travel (EDHS 2080)
CIS Abroad Summer in Florence
Comenius University
Ewha Woman's University
Heriot-Watt University
Jagiellonian University
Karl Franzens University Graz
Keele University
Loughborough University
National Student Exchange (NSE)
Otto-Friedrich University of Bamberg
Shinshu University
Soongsil University
Technical University of Munich
Universidad de las Americas Puebla
Universidad Politecnica de Valencia
Universitat de Valencia
University College Cork
University of Aarhus
University of Bologna
University of Hertfordshire
University of Iceland
University of Leicester
Yonsei University

Internship Programs

CAPA London: Study and Intern Abroad
YA Coffee Internship
API Internship (Barcelona, Dublin, London)

Service Learning

KAYA Responsible Travel

Appendix G.

Study Abroad Staff, Coordinators and Committee Members

STUDY ABROAD/NATIONAL STUDENT EXCHANGE OFFICE STAFF 2021-2022

Jeffrey J. Simpson, Director
Samuel K. Ball, Program Coordinator
Judy Parrott, Student Exchange Coordinator
Brandon Wulz, International Program Specialist
Catie Miller, Global Programs Coordinator
Fernanda Baez Rodriguez, Graduate Assistant
Bowen Pausey, Graduate Assistant
Tara Sepulveda, Graduate Assistant
Jeremy Hicks, Peer Advisor
Rose Brady, Peer Advisor
Trevor Fogleman, Peer Advisor
Sean McElligott, Peer Advisor
Alyssa Catlett, Peer Advisor
Molly Kramer, Peer Advisor

STUDY ABROAD COORDINATORS AND COMMITTEE MEMBERS 2021-2022

Shane O'Mealey, College of Arts and Sciences
José Uscanga, Ferguson College of Agriculture
Susie Popplewell, College of Education and Human Sciences
Anne Mahoney, College of Engineering, Architecture, and Technology
Courtney Harp, CAGLE/Spears School of Business
Jalyssa Brummer, CAGLE/Spears School of Business
Cara Eubanks, School of Global Studies and Partnerships
John Mumey, Center for Rural Health



CENTER FOR
GLOBAL LEARNING

OKLAHOMA STATE UNIVERSITY

242 Student Union, Stillwater, OK 74078

Phone: (405)-744-8569 | Email: abroad@okstate.edu | Web: global.okstate.edu